



# The Guide

Professional Skincare

---

**CHRISTINA**  
It just works

## Contents

About Christina	2
Comodex	10
BioPhyto	32
Château de Beauté	56
Muse	74
Unstress	92
Forever Young	112
Wish	136
Silk	154
FluorOxygen+C	168
Rose de Mer	186
Complementary Products	202



---

## Dear Colleagues,

I am pleased to introduce you to Christina's specialized skincare products for qualified skin professionals worldwide. They address a wide range of skin conditions, promoting a healthy and younger looking skin.

As an international dermatologist, educator and practitioner with years of experience, I have always been motivated by my desire to find effective skin treatments and products that combine powerful ingredients with advanced technology, in order to treat various skin conditions and to satisfy individual skincare needs.

Starting as a small in-house family operation, Christina has expanded to a successful, international enterprise manufacturing lines of products that have become world leaders in preventing, improving, repairing, and soothing damaged skin.

---

At Christina we are dedicated to delivering results through education, innovation, and professional advice. We provide information and answers to cosmeticians' concerns by constantly participating in professional events that keep us updated on latest researches and global innovation in the field of cosmetics.

I have been fortunate to have access to studies from leading research institutes and work together with a world-class team of scientists. Based on their finds and together with our in-house R&D and manufacturing departments, we develop and produce the company's specialized skincare products and treatments.

The Christina team continuously seeks new active ingredients and develops innovative solutions to provide the most effective, yet safe treatments that science can offer.

Sincerely,



Christina Zehavi







## About Christina

Addressing the internal & external causes & consequences of skin conditions on multiple skin layers, Christina assures an improved skin texture in ageing, oily & combination skin, and also reduces hyper pigmentation, acne and acne damage.





5



**CHRISTINA**  
It just works



---

## Combining advanced science with powerful traditional botanical ingredients for optimal results...

---

Christina is committed to delivering professional skincare solutions with dynamic combinations of traditional botanicals and scientifically advanced ingredients. Targeting impaired skin functions, our cosmeticians work with leading scientists to develop products that correct and ameliorate complex skin conditions. Christina's scientific formulas have been extensively tested in Christina's laboratory and are clinically proven to deliver visible and measurable results safely and consistently.

---

## User-friendly solutions designed for optimal effectiveness at each step of the treatment

---

Christina professional skincare solutions facilitate an ongoing process of treating and preventing

adverse skin conditions. Christina products do not use harmful penetration enhancers commonly found in other salon treatments. Instead, Christina relies on scientifically advanced, innovative combinations and optimal levels of active ingredients to increase penetration and efficacy without creating any undesired side effects.

All of Christina's in-salon and home treatments are user-friendly and are accompanied by easy-to-follow step-by-step instructions.

---

## Commitment to success

---

Christina is distributed in over 55 countries around the world by its global partners, distributors, and cosmeticians. The Christina team provides personalized answers to any specific need, and Christina employs advanced quality assurance and safety procedures to ensure that each product complies with strict GMP and ISO certification demands, as well as with its strict quality standards.



---

## Our vision

---

Christina aspires to set a new standard in professional skincare solutions by combining cutting edge scientific research and hands-on-the-job cosmetic experience. We believe cosmeticians and their clients deserve solutions that provide safety, comfort and results that surpass expectations.

---

## Our mission

---

Christina is constantly seeking new and innovative ways to tackle complex skin conditions without compromising on skin health. Utilizing a balance of traditional and scientifically developed cosmetic ingredients, our world class team of scientists and cosmeticians constantly look for the most effective and safe treatments science can offer.

---

## Our value proposition

---

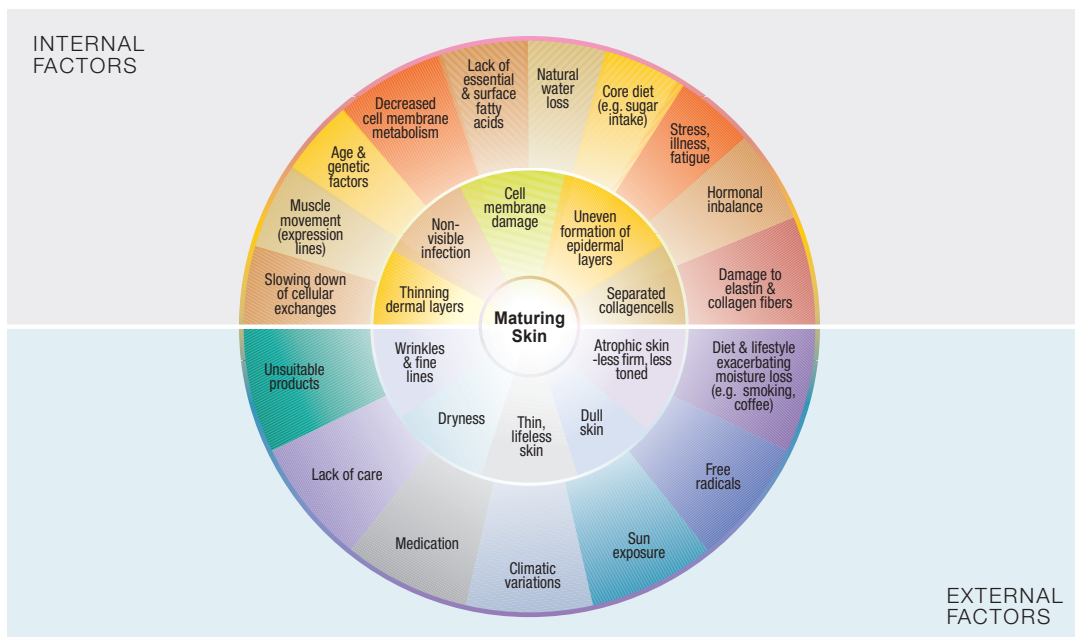
Each one of Christina's treatments promises to deliver results that can be seen and felt.

At Christina we provide comprehensive skincare solutions that:

- combine between salon treatments and home care products.
- ensure cumulative results that are greater than the sum of the results delivered by the individual products.
- utilize powerful and innovative active ingredients.
- target both underlying biological symptoms and environmental causes.

7

## Causes & Consequences of Maturing Skin



# Creating product lines that work

Each of Christina's product line is a multi-stage, holistic treatment that addresses a specific skin condition by targeting the biological and environmental causes and symptoms, both internally and externally. Through the effective synergy between in salon and home care products, Christina's lines perform beyond expectations for truly remarkable results in the short and long term.



## comodex

The comprehensive treatment for oily and blemished skin



## BioPhyto

A superbly balancing treatment for healthy-looking skin 24/7.



## de Beaute

A supremely energizing & rejuvenating treatment



## Muse

Rejuvenation & protection for a youthful skin



## Unstress

Natural defying treatment for stressed skin



## forever young

Comprehensive anti-aging treatment



## Wish

Anti-aging for mature skin



## Silk

Instant anti-aging & pamper treatment



## FluorOxygen+C

Correcting sun damage & pigmentation disorders



## Rose de Mer

Natural powerful peeling





# comodex

---







---

**CHRISTINA**  
It just works



## Comodex – the comprehensive treatment for oily and blemished skin

The new, advanced Comodex incorporates potent active ingredients into the latest technological developments, utilizing advanced, skin friendly delivery systems. Such delivery systems have become instrumental in optimizing the effectiveness of active ingredients. Features enhanced penetration capabilities and sustained release over time.

The new line of products guarantees the resilience and stability of all components for maximal efficacy and long term results.

Comodex treats symptoms and manifestations of oily skin caused by hormonal imbalance, genetic predisposition, bacterial infections together with poor hygiene, stress, unhealthy nutrition, to mention only a few factors that affect skin condition.

Damaging factors trigger a vicious cycle of adverse manifestations, and, if untreated, they ultimately render the skin susceptible to inflammation, irritation and lead to an inevitable decline in its natural defense system.

Blending the best of nature and science, Comodex purifies, balances and renews the skin, restoring it to its healthiest state.

Comodex all - around treatment addresses

the primary causes of oily skin and blemishes, speeding up healing processes and preventing further damage.

**Comodex** is a singular treatment leading to proven, long lasting results.

Skin problems are caused by various internal and external factors that trigger a harmful cycle of blockage, contamination and inflammation that upset and ultimately damages the skin.

**Comodex** treatment relies on four well defined processes, each featuring effective active ingredients in advanced technological delivery systems with powerful penetration capabilities. Delivery systems incorporate, stabilize, protect, and solubilize the correctly targeted active ingredients.

- **SLS FREE**
- **Parabens FREE**
- **Petrochemicals FREE**
- **Propylene glycol FREE**
- **Triclosan FREE**

## Controlling & Regulating Antimicrobial Activity

Antimicrobial and antiseptic ingredients fight bacteria in affected pores, while simultaneously balancing oily skin.

## Moderating Sebum Secretion

A unique combination of highly active ingredients minimizes sebum accumulation which clogs pores and leads to breakouts. Simultaneously, antioxidants decrease sebum oxidation and the subsequent release of fatty acids on which bacteria thrive.

## Skin Renewal & Scar Tissue Repairing

Keratolitic ingredients exfoliate the outer layer, releasing pore blockage and excess sebum, preventing bacteria proliferation, resulting in a healthier looking skin with a smooth, uniform texture.

## Preventing Post Inflammatory Hyper Pigmentation (PIH)

Breakouts may leave spots (PIH) after they become inactive. Advanced ingredients work synergistically to reduce inflammation and melanin production, lightening the skin and leaving it even toned.

13



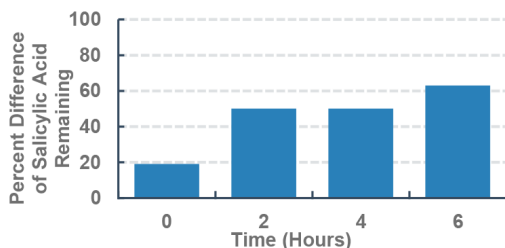
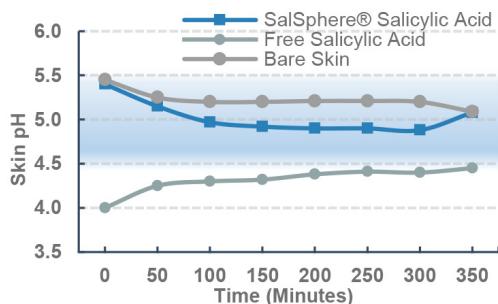
**CHRISTINA**  
It just works

# Active Ingredients

## Exfoliation and Renewal

### Time release delivery system - Encapsulated Salicylic Acid

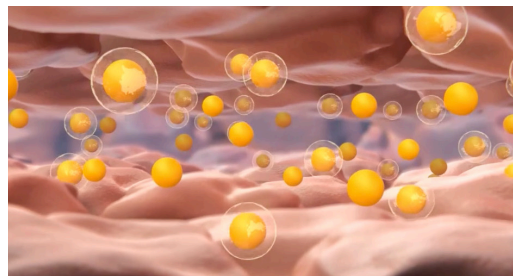
Salicylic acid (SA) works as a keratolytic, comedolytic, and bacteriostatic agent, causing the epidermis cells to shed more readily, opening clogged pores, and neutralizing bacteria within. It is skin-friendly, preventing dryness and irritation. Sustained release of SA over time allows for effective, long-lasting, and non-irritating delivery, making it suitable for sensitive skin.



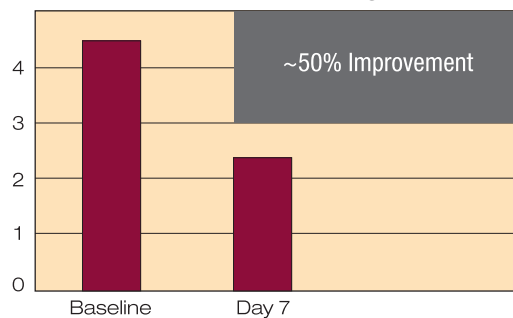
### Time release delivery system - Encapsulated Retinol

Protects the unstable retinol molecule, facilitating controlled release delivery and enhanced penetration. The microcapsules break when they are applied to the skin so that the retinol is at its most active when delivered. The very nature of the capsule enables a lipid film to form over the skin's surface to impede trans-epidermal water loss (TEWL). It is effective at reducing visible wrinkles, fine lines and age

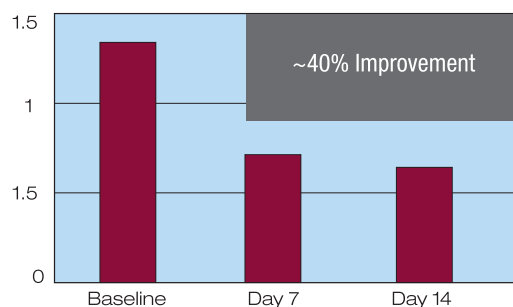
spots. It boosts cell regeneration as well as collagen and HA production, leading to a more elastic and even toned skin.



### Reduction In Surface Roughness



### Reduction In Surface Scaling



Amazing Results after only 2 Weeks!

## Perfection TriPeptide

A biologically active tripeptide responsible for triggering the natural desquamation process in the skin.

To maintain skin integrity and smoothness, the uppermost cells of the stratum corneum are continuously shed from the skin surface through a natural process called desquamation. With age, this process becomes slow and irregular, leading to a reduced skin barrier and to dry,



rough and dull skin.

Perfection TriPeptide is based on a biomimetic tripeptide designed and vectorized to target the outermost stratum corneum, where desquamation takes place. Here, Perfection TriPeptide specifically breaks the bond between dead cells at the surface of the skin.

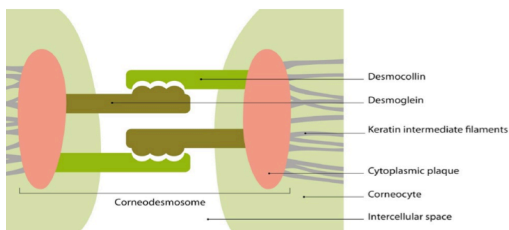
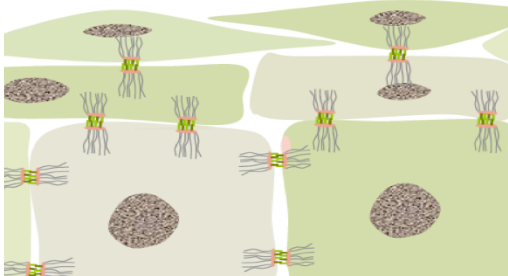
### Benefits:

- enhanced skin renewal
- increased skin hydration and smoothness
- reduction in wrinkle depth in the crow's feet area
- improvement in skin quality
- prevention of imperfections, irregularities and age signs.

### Mechanism:

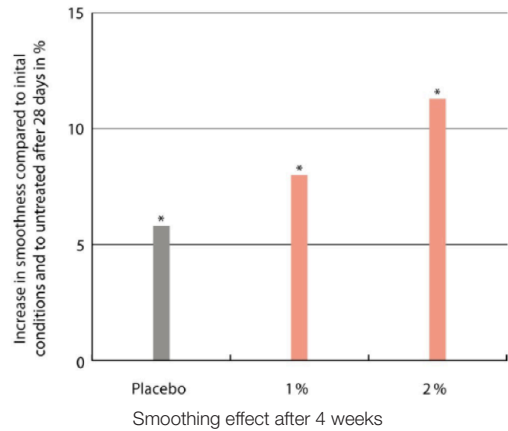
Corneocytes compose most, if not all of the stratum corneum, the outermost part of the epidermis. They are interconnected by corneodesmosomes, composed of two proteins - desmoglein and desmocollin that form bridges between corneocytes like "key and lock".

The innovative desquamation peptide acts like a receptor at a site on the desmocollin causing cell-cell adhesion to be weakened.



As corneocytes lose cell-to-cell contact, desquamation with Perfection TriPeptide speeds

up epidermal renewal. As a result, the skin becomes smooth and rejuvenated.



## Prevention of post inflammatory hyper pigmentation (PIH)

### Enzyme Stability Vitamin C

15

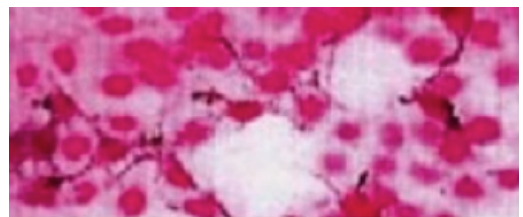
A new form of vitamin C stabilized with glucose to ensure high stability.

Alpha-glucosidase present in the skin activates Thermal Stability Vitamin C to gradually release pure vitamin C, providing prolonged benefits to the skin.

Melanocyte cells treated with AGS demonstrated a reduction in the melanin synthesis, resulting in less pigmentation and a lighter even-tone skin appearance.

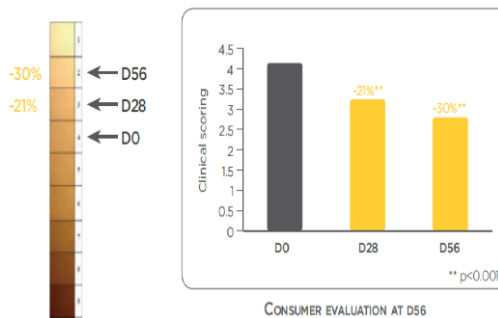
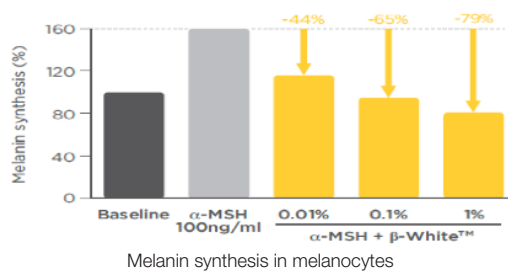
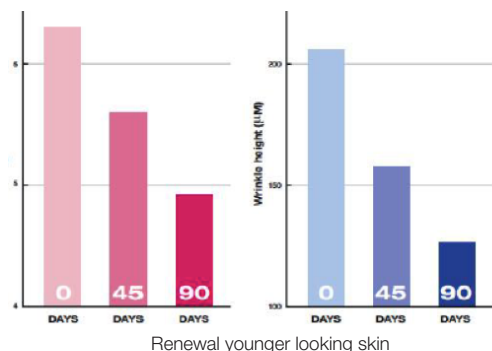


Melanocytes cell before AGS treatment



Melanocytes after AGS treatment (after 48h)

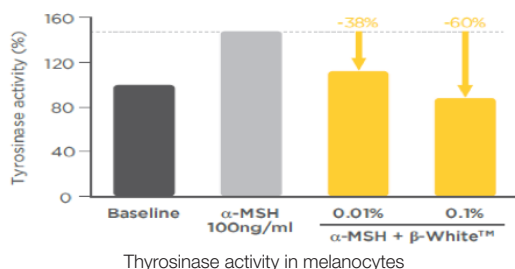
In-vitro test on human skin fibroblasts show that Thermal Stability Vitamin C promotes the synthesis of collagen, increasing the suppleness of the skin and promoting younger looking skin. Moreover, it was shown that this stable vitamin C can ensure these benefits over a prolonged time period.



## Whitening Peptide

TGF-β biomimetic encapsulated peptide helps decrease skin pigmentation inhibits melanin production in 2 ways:

- Inhibits MITF activity, decreasing the production of melanocytes and melanin. The result is fewer pigmentation disorders. (MITF-acts as a regulator of melanocytes development.
- Decreases the expression of TGF-β factor (receptor connection), which causes regulation of tyrosinase production. Therefore it inhibits melanin production and decreases pigmentation disorders.



This unique Whitening Peptide allows optimal lightening effect for a brighter, even-toned skin.

## Cleansing & Purifying

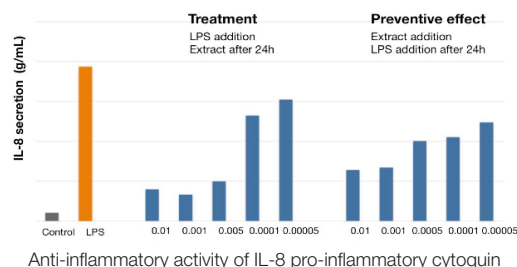
### Marine C Thiopeptide

A marine origin, non-irritating active helps reduce blemishes and inflammation without drying the skin. It speeds up recovery and prevents adverse reactions.

In vitro efficacy tests were performed to verify anti-inflammatory and anti-bacterial properties.

### Post stimulation treatment study

Cells were first induced with LPS (induced inflammatory agent) and treated with marine peptide after 24hours.

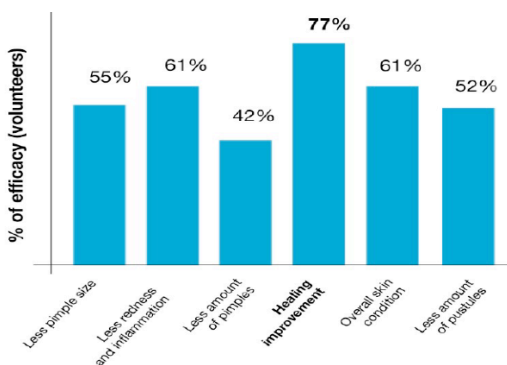
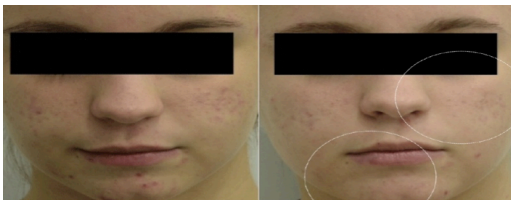


## Preventive effect study

Cells were treated with marine peptide and after 24 hours inflammation was induced by addition of LPS (induced inflammatory agent). Results show a strong anti-inflammatory effect at low concentration of Marine Peptide.

## Anti-blemish efficacy test

Duration of 4 weeks, application once a day. Clinical test studies on breakouts show a significant reduction in lesions (-23.14%), excellent breakouts healing, less redness and less inflammation.



## Moderating sebum & mattifying

### Nio-Sebactive - Double Layer Liposome

Encapsulated into vesicles active designed to reduce sebum production and shininess. This natural multi-active enhances skin penetration, improving percutaneous passage of actives for better and prolonged efficacy.

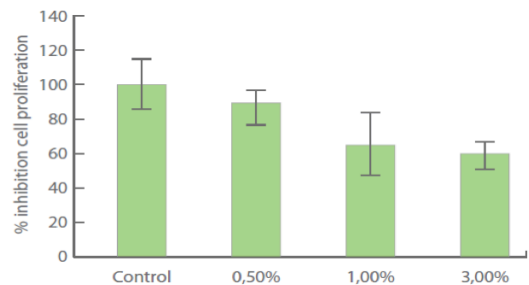
NIO-Sebactive is a powerful combination of nobiletin, oleanolic acid and saw palmetto extract, carried by niosoma, a novel drug delivery system.

The encapsulated Nio-Sebactive performs a two-folded activity.

- Reduces a major lipid component in the sebum called Triacylglycerols (TG) through inhibition of diacylglycerol acyltransferase (dgat).
- Inhibits 5 $\alpha$ -reductase.

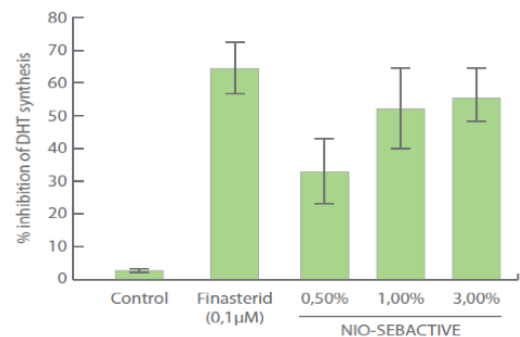
### Nio-Sebactive combines three powerful actives geared to decrease sebaceous excretion:

- Nobiletin – flavonoid present in the peel of citrus fruits inhibits lipogenesis and cell proliferation in sebaceous glands. Reduces oiliness by decreasing the synthesis of TA, a major lipid component of sebum.



\*In Vitro test show inhibitory effect of Nio-Sebactive on 5 $\alpha$ -reductase

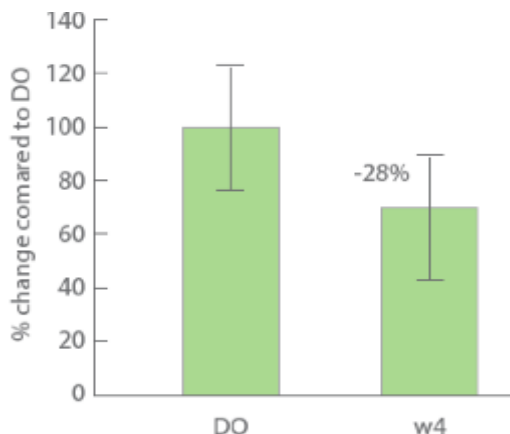
- Saw Palmetto extract – 5 $\alpha$  reductase inhibitor, the key enzyme involved in sebum lipids production.



A significant reduction of sebocyte cells proliferation rate of apx. 40% decrease is shown with only 1% active.



- Oleanolic acid – a well known triterpenoid compound with long lasting anti-inflammatory properties. In addition, it inhibits lipoxygenase activity, thus reducing sebum production and shininess.



\*A study to evaluate surface sebum by Sebumeter device demonstrates reduction of 28% in shininess over 4 weeks of Nio-Some active application.

## Pore Reductyl

Features agaric acid extracted from Fomes Officinalis (mashroom) pulp. Has multiple benefits:

### Cutaneous astringency:

Immediately perceptible effect of cutaneous tightening leads to improvement of tone and firmness.

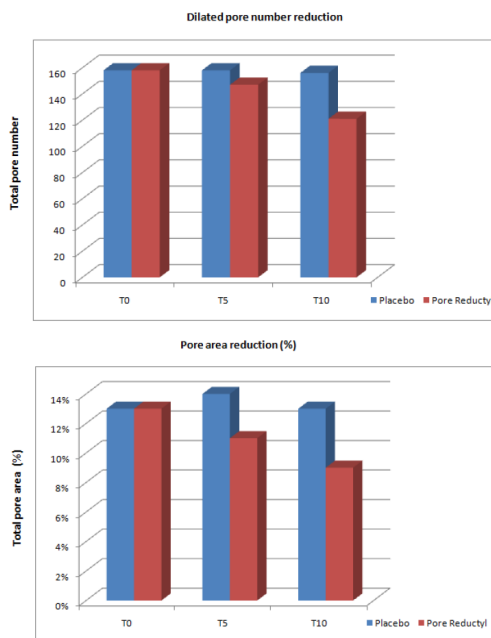
### Pore tightening:

Oily skin is excessively shiny and may have large, dilated pores. Pore Reductyl minimizes them and the visible signs of skin suffering from excessive sebum secretion.

### Moisturizing effect:

Pore Reductyl's astringency and pore tightening effect does not dry the skin; on the contrary, it moisturizes the stratum corneum, supling the skin.

Clinical studies have proven a reduction in pore size and numbers:

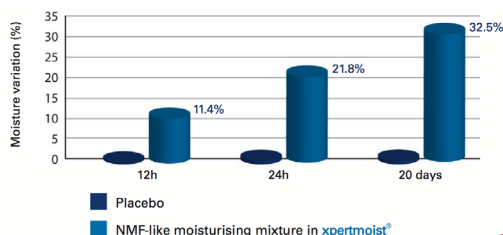


In vivo clinical assays versus placebo

## Hydrating & Soothing

### XpertMoist

Based on algae extract and natural NMF factors, preservative-free molecular film containing specific active ingredients with a high moisturizing and regenerating effect. This occlusive improved delivery system has a great contact surface with the skin, minimizing the TEWL and helping the active ingredients to penetrate more efficiently, leaving the skin supple and replenished.



A study on female volunteers shows a significant and immediate moisture increase of 21.8% just after 24h from application, and a long lasting effect of 32.5% 21 days after application.

## Tasman pepper extract

Natural Australian active ingredient extracted from the Tasmanian pepper berry, especially designed to protect, smooth and reduce skin sensibility.

Treats edema, erythema and skin discomfort. Relieves instantly itching discomfort and provides a fast relief from unpleasant sensations.

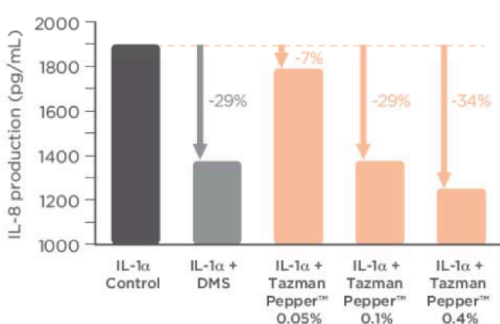
The release of pro-inflammatory cytokines in the epidermis activates the cutaneous sensory neurons and causes aches, itching, and burning sensations.

The relief from inflammation has been clinically demonstrated on IL-8, a pro-inflammatory cytokine.

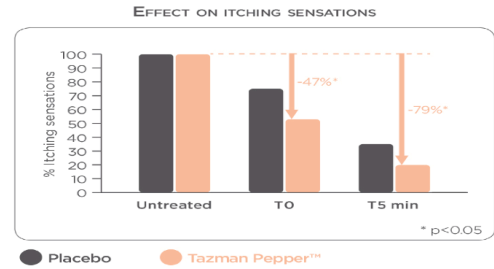
The objective of the study was to evaluate the inhibitory effect of Tasman berry extract in IL-8 synthesis in human dermal fibroblasts.

The inflammation state was induced with IL-1 $\alpha$ , a pro-inflammatory mediator.

The results show a significant decrease of inflammation mediator IL-8. Hence, Tasman berry extract inhibits the inflammatory cascade for optimal calming effects.



Moreover, a clinical study on volunteers demonstrates that this active immediately relieves itching discomfort. The itching sensations were reduced by 79% after only 5 min.



# In-Salon and Spa Treatment Overview

## Step 1 - Clean&Clear Cleanser

Anti bacterial soap, removes dirt and makeup residue, leaves the skin clean and comfortable.



## Step 2 - Scrub&Smooth Exfoliator

Gentle, creamy scrub exfoliates, removes impurities and oil residue from the depth of pores. The skin appears smooth, with a uniform texture.



## Step 3a - Treat&Regenerate Peel

Removes dead cells, boosts cell regeneration. Strong anti-bacterial activity. Inhibits melanin production.

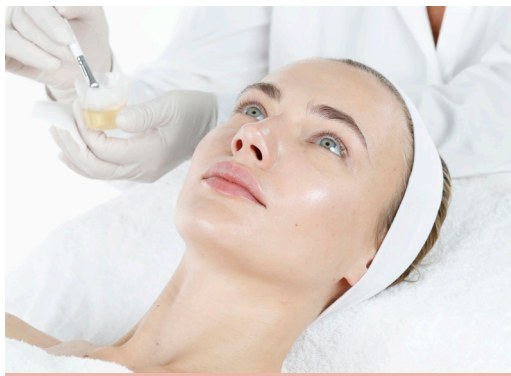


---

### Step 3b - Peel&Renew Peel Forte

---

Forte treatment formulated to boost skin renewal. Provides smoother texture and brighter skin appearance.



---

### Step 4 - Stimulate&Detox Solution

---

Stimulating solution to boost blood circulation and improve cell metabolism. Detoxifies and increases oxygen in cells. Antiseptic properties enable effective sebum extraction.



21

---

### Step 5 - Bright&Balance Solution

---

Blurs visibility of post acne spots, promoting an even toned complexion. Prevents post inflammatory hyper pigmentation. (PIH).



---

## Step 6 - Astringe&Regulate Mask

---

Reduces sebum production and helps absorb excessive oiliness. Anti - bacterial, calms irritated skin and helps minimize pores.



---

## Step 7 - Mattify&Protect Cream SPF 15

---

Lightweight cream enriched with moisturizers, provides prolonged protection against sun and environmental damage. Boosts natural regeneration and eliminates excessive shininess.



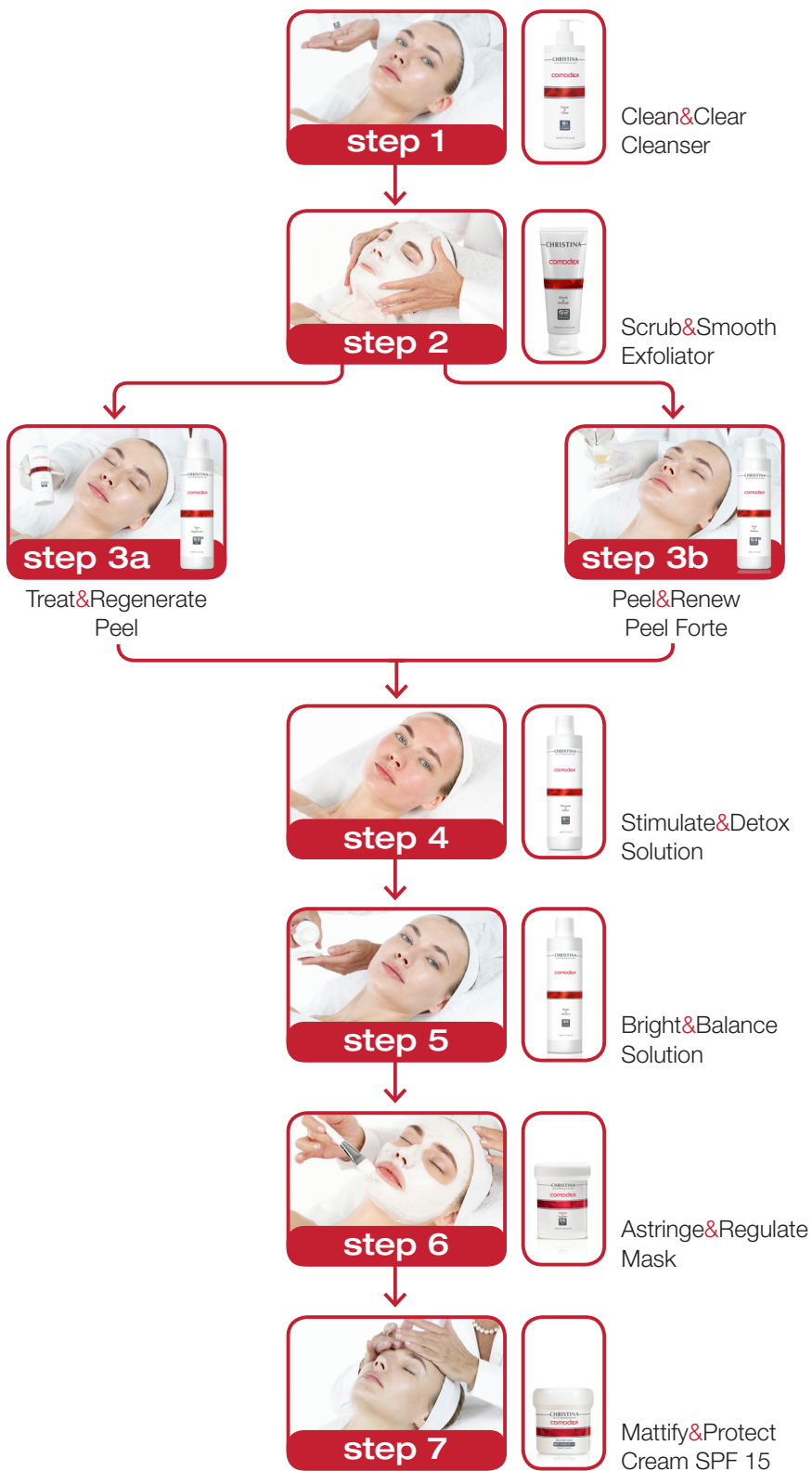
---

## OPTIONAL - Cover&Shield Cream SPF 20

---

Lightweight cover cream conceals blemishes and redness, leaving the skin uniform and even toned. Protects against environmental damage, fights free radicals and speeds up healing processes.





# In Salon Treatment Protocol Overview



## Step 1 Clean & Clear Cleanser

[300 ml]

### Function

Anti - bacterial soap, removes dirt and makeup residue, leaves the skin clean and comfortable.

### Directions for Use

Apply a small amount onto wet skin and massage in with circular motions. Rinse with lukewarm water.



## Step 2 Scrub & Smooth Exfoliator

[250 ml]

### Function

Gentle, creamy scrub exfoliates, removes impurities and oil residue from the depth of pores. The skin appears smooth, with a uniform texture.

### Directions for Use

Apply a thin, uniform layer and wait until completely dry. Remove with upwards rolling movements and rinse with lukewarm water.



## Step 3a Treat & Regenerate Peel

[150 ml]

### Function

Removes dead cell, boosts cell regeneration. Strong anti - bacterial activity. Inhibits melanin production.

### Directions for Use

Apply a uniform layer, avoiding the eye area. Leave on for up to 5, according to skin reaction. Remove with lukewarm wet cloth.





### Step 3b Peel&Renew Peel Forte

[150 ml]

#### Function

Forte treatment formulated to boost skin renewal. Ensures smoother texture and brighter skin appearance.

#### Directions for Use

Apply a uniform layer, avoiding the eye area. Leave on for up to 5, according to skin reaction. Remove with wet lukewarm cloth.



### Step 4 Stimulate&Detox Solution

[300 ml]

#### Function

Stimulating solution to boost blood circulation and improve cell metabolism. Detoxifies and increases oxygen in cells. Antiseptic properties enable effective sebum extraction.

#### Directions for Use

Soak cotton with solution and gently wipe face. Leave on for 5 minutes.  
**DO NOT RINSE!**  
Continue with drainage of comedones.



### Step 5 Bright&Balance Solution

[300 ml]

#### Function

Blurs visibility of post acne spots, promoting an even toned complexion. Prevents post inflammatory hyper pigmentation. (PIH).

#### Directions for Use

Soak cotton with solution and gently wipe face.  
**DO NOT RINSE!**



## Step 6 Astringe & Regulate Mask

[150 ml]

### Function

Reduces sebum production and helps absorb excessive oiliness. Anti - bacterial, calms irritated skin and helps minimize pores.

### Directions for Use

Apply a uniform layer, avoiding eye area. Leave on for about 10 minutes, till the mask is completely dry. Apply wet compresses and remove with wet cloth.



## Step 7 Mattify & Protect Cream SPF 15

[150 ml]

### Function

Lightweight cream enriched with moisturizers provides prolonged protection against sun and environmental damage. Boosts natural regeneration and eliminates excessive shininess.

### Directions for Use

Apply a thin, uniform layer onto cleansed skin and pat in gently for uniform dispersal.



## OPTIONAL Cover&Shield Cream SPF 20

[30 ml]

### Function

Lightweight cover cream conceals blemishes and redness, leaving the skin uniform and even toned. Protects against environmental damage, fights free radicals and speeds up healing processes.

### Directions for Use

Apply a thin, uniform layer and pat in gently for uniform dispersal.



## Clean&Clear Cleanser

[250 ml]

### Function

Anti - bacterial soap, removes dirty and makeup residue, leaves the skin calm.

### Directions for Use

Apply a small amount onto wet skin and massage in with circular motions. Rinse with lukewarm water.



## Purify&Balance Toner

[300 ml]

### Function

Invigorating toner with anti - septic properties. Purifies and balances the skin. Removes pore clogging pollutants and prevents future breakouts and blemishes.

### Directions for Use

Soak cotton with the toner and gently wipe the skin.  
**DO NOT RINSE!**



## Control & Regulate Day Treatment

[50 ml]

### Function

Treatment gel reduces sebum secretion and excretion, helps absorb excessive oiliness, shrinks pores and reduces shininess. Anti-inflammatory and anti-bacterial, prevents further blemishes and speeds up healing processes.

### Directions for Use

Apply a thin, uniform layer onto cleansed skin. Follow with sun block on top.



## Renew & Repair Night Treatment

[50 ml]

### Function

Gel for the treatment of blemishes. Boosts cell regeneration. Non-irritating & anti-bacterial, prevents further breakouts. Leaves the skin even toned.

### Directions for Use

Start by applying a thin, uniform layer onto cleansed skin twice a week. Increase usage gradually.



## Soothe & Regulate Mask

[75 ml]

### Function

Balances sebum secretion and excretion. Anti-bacterial, prevents recurrence of comedones, soothes irritation and redness.

### Directions for Use

Apply a uniform layer, avoiding eye area. Leave on for about 10 minutes and remove with wet cloth.



## Scrub&Smooth Exfoliator

[75 ml]

### Function

Gentle, creamy scrub, removes dirt and oil residue from the depth of pores, leaving the skin even-toned and without excessive shine.

### Directions for Use

Apply a uniform layer and leave on until completely dry. Remove with upward movements and rinse with lukewarm water.  
DO NOT USE on skin with active acne!



## Correct&Prevent Gel

[30 ml]

### Function

Drying gel for topical use. Significantly diminishes the visibility of blemishes and prevents recurrence of comedones. Boosts regeneration and improves texture.

### Directions for Use

Apply a small amount onto affected area.



## Cover&Shield Cream SPF 20

[30 ml]

### Function

Lightweight cover cream conceals blemishes and redness, leaving the skin uniform and even toned. Protects against environmental damage, fights free radicals and speeds up healing processes.

### Directions for Use

Apply a thin, uniform layer and pat in gently for uniform dispersal.



## Hydrate&Restore Serum

[30 ml]

### Function

Lightweight serum enriched with moisturizers, regenerates and rejuvenates. Prevents water loss and improves the water reservoir, leaving the skin comfortable and smooth.

### Directions for Use

Massage into face, neck and décolleté.



## Mattify&Protect Cream SPF 15

[75 ml]

### Function

Lightweight cream enriched with moisturizers provides prolonged protection against sun and environmental damage. Boosts natural regeneration and eliminates excessive shininess.

### Directions for Use

Apply a thin, uniform layer onto cleansed skin and pat in gently for uniform dispersal.



## Extract&Refine Peel-Off Mask

[75 ml]

### Function

Removes blackheads and opens clogged pores while absorbing excess oil. Protects and leaves the skin clean and refreshed.

### Directions for Use

Apply a uniform layer and let it dry for 10-15 minutes. Peel it off gently from the outside edges. Remove mask residue with lukewarm wet cloth. Avoid eye & lip area, eyebrows and hairline. Use once or twice a week.



## Mattify&Protect Cream SPF 15

[75 ml]

### Function

Lightweight cream enriched with moisturizers provides prolonged protection against sun and environmental damage. Boosts natural regeneration and eliminates excessive shininess.

### Directions for Use

Apply a thin, uniform layer onto cleansed skin and pat in gently for uniform dispersal.



**CHRISTINA**  
It just works




BioPhyto

---









The **BioPhyto** line of scientifically developed products provides customized solutions to multiple skin conditions caused by adverse internal and environmental factors.

---

## BioPhyto – A Superior Level of Cellular Performance

---

**BioPhyto** is where science meets nature to create products with unique qualities and outstanding results in fighting off damage done to the skin.

**BioPhyto** maximizes the properties of traditional ingredients combined with scientifically developed ones, leading to state-of-the-art products.

---

**SLS FREE Propylene Glycol FREE**

**Paraben FREE Colour FREE**

**Petrochemical FREE EDTA FREE**


**Animal Origin Ingredients FREE**

---

**BioPhyto** products ensure a balanced cellular activity, securing energy recharging, detoxification, rehabilitation and revitalization. The skin's natural defense systems are restored, strengthened and protected against further damage.

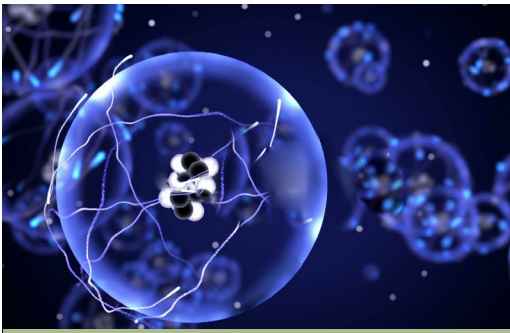
The skin will appear impressively radiant, vibrant and revitalized.

**BioPhyto** products enhance cellular performance by prompting essential processes.



## Detoxification

Detoxification and avoiding the formation of new toxins are crucial steps in preventing skin damage and maintaining the normal, well-balanced function of skin cells. Free radicals that accumulate in the skin have a negative effect on structure and functioning. They obstruct the natural activity of proteins, fats, carbohydrates and acids present in cells. The skin reacts to oxidative damage and toxins by inhibiting adequate defense system response.



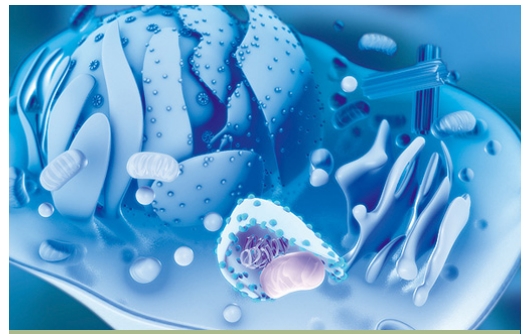
## Blood Flow and Oxygen Consumption

Proper cellular oxygen consumption is a sign of efficient metabolic activity. Once metabolic potential decreases, cellular activity and regeneration are slowed down. Skin becomes fragile and shows signs of distress. Optimal blood flow leads to the appearance of a detoxified, purified and revitalized skin.



## Normalization

Optimal cellular activity leads to improved balance. Sebum secretion and keratin synthesis are controlled. The skin is free of redness and blemishes, even-toned, ideally moisturized.



## Cell Replenishment and Rehab of Skin Barrier

Nutritional status plays an important role in the maintenance of the skin barrier functions and skin structure. **BioPhyto** products nourish the cells, regulating protein and lipid synthesis, boosting resilience and leading to significant, immediately visible improvement in skin appearance.

# BioPhyto – Tailored Care

---

The series main focus is on providing customized solutions to an array of adverse skin manifestations.

**BioPhyto** is suitable for all skin types, and it addresses the following conditions:

- hyperkeratinization
- excess sebum
- uneven tone
- irritation
- dullness
- flakiness
- blemishes
- stress
- toxins
- discomfort

Any skin that was affected by endogenous factors or was exposed to prolonged smoking, medication or damaging environmental pollutants can be successfully restored to a healthier, more radiant and revitalized appearance.

## Premium Levels of Performance- Advanced Ingredients

---

### Energy Boosting Complex

---

An advanced combination promoting cell energy vital in all defense and restoration processes.

- stimulates oxygen consumption
- improves hydration
- improves inter-cellular matrix supporting elastin and collagen fibers
- promotes cell restoration and defense
- calms and relaxes the skin

### Anti-Toxins Peptide

---

A bio-tech combination of hexapeptide Fe III with Tremella Fuciformis mushroom extract. Toxins severely impact cell regeneration. Radical oxide species (ROS) lead to oxidation, damaging cell homeostasis. The active ingredients in the anti-toxins peptide

- induce sod (superoxyde dismutase) activity
- promote peroxidase activity
- help prevent degradation at cell level
- strengthen cellular regeneration
- facilitate a well-controlled balance between synthesis and degradation at cell level.

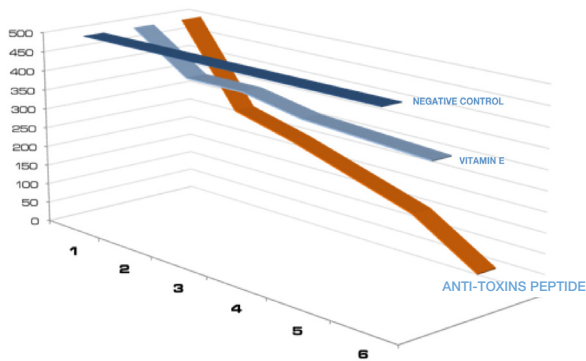




---

## Detoxification activity

---

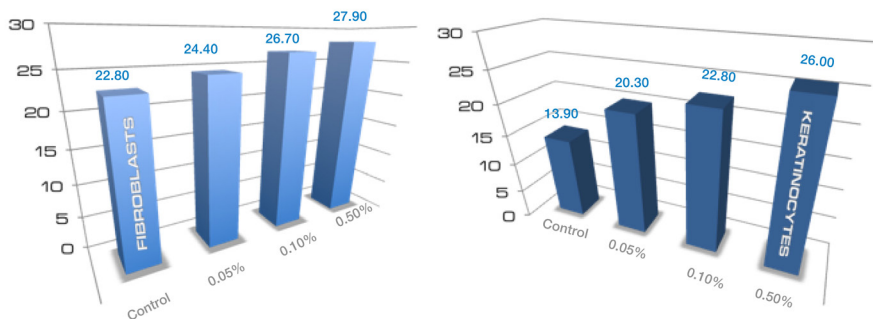


\*The chart clearly shows the advantage of Anti-Toxins Peptide over vitamin E.

---

## SOD inducer activity (activation of antioxidation enzyme)

---



\*The SOD activity was evaluated based on several concentrations.

---

## Bio-Tech Algae Complex

---

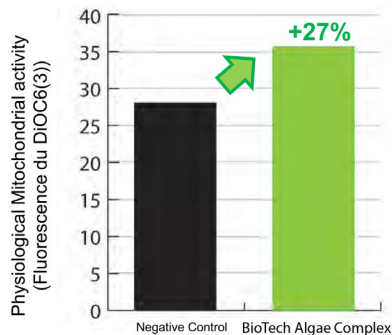
A supreme blend processed utilizing innovative technologies to ensure the preservation of inherent natural characteristics, this complex enhances mitochondrial membrane potential in cells, transforming potential energy into available energy. This powerful free-radical scavenger

- increases cell metabolism
- enhances cell repairing properties
- increases water retention significantly
- detoxifies
- improves texture
- protects from external stress

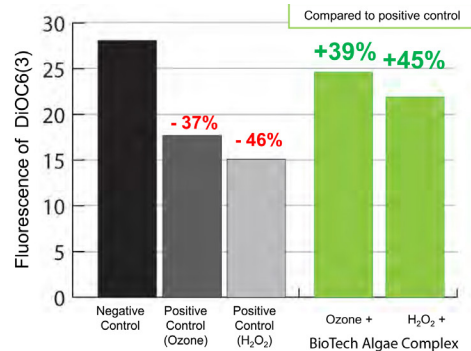
---

ATP booster (adenosine triphosphate, or ATP, is the main energy source for cells)

---



BioTech Algae Complex 1%



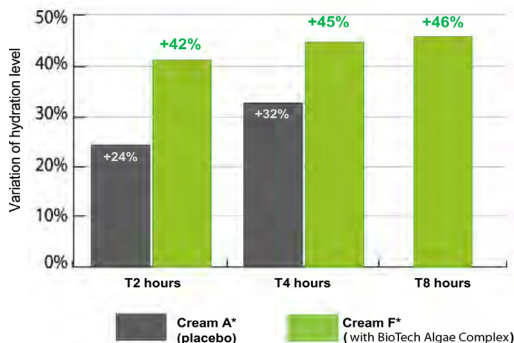
BioTech Algae Complex 1%

\*The mitochondrial membrane potential increases significantly.

---

## Skin hydration

---



➔ **Decrease of TEWL: -6.35%\***  
after 2 hours of application  
(\*significant on student test)

\*TEWL decreases significantly.

---

## Phyto-Ceramide Complex

---

An exclusive combination of essential fatty acids of botanical origin and Ceramide 3 active in moderating differentiation, proliferation, and programmed cell death (apoptosis). The system of tri and di-glycerides containing high concentrations of Omega 3, Omega 6 and Omega 9

- improves barrier function
- increases moisture retention
- reduces itchiness
- improves and increases elasticity
- improves skin comfort

---

## Bio-Astringent Complex

---

A highly effective blend containing yeast and mushroom extracts fortified with vitamin B complex and soothing agents.

Pores clogged with excess sebum appear enlarged and deformed. The skin loses its tightness and looks excessively shiny.

The Bio-Astringent complex

- modulates sebum secretion and excretion
- reduces pore size
- inhibits lipogenesis
- soothes and calms itchy sensations and irritation common in oily skin.
- provides optimal hydration and skin flexibility
- controls sebum secretion from its origin

---

## Aminoacids Complex

---

A state of the art blend controls and rapidly ameliorates skin conditions caused by a wide range of factors. This strong 5 alpha-reductase inhibitor

- lessens comedons and whiteheads
- regulates sebum secretion
- controls hyperkeratinization prevents proliferation of bacteria
- reduces inflammation and irritation
- has a matting effect

---

## Zaatar Complex

---

An all-natural combination of medicinal plants that helps the skin adapt to its changing environment throughout the day

- acts as a potent antioxidant
- stimulates circulation has anti-septic, anti-bacterial and anti-fungal properties
- has healing properties

---

## Chlorophyll

---

An antioxidant, anti-inflammatory and anti-microbial agent, Chlorophyll prevents the advancement of bacteria and speeds up healing processes and cell regeneration.

---



# In-Salon and Spa Treatment Overview

---

---

## Step 1 - Mild Facial Cleanser

---

The gentle, non-drying gel washes away oil and makeup residue and impurities. Soothes manifestations of discomfort, and leaves the skin feeling clean and comfortable.



---

## Step 2 - Refreshing Toner

---

Treatment toner based on botanical ingredients. Purifies and tones while removing excess sebum. Does not dry, but leaves the skin well hydrated, feeling clean and refreshed.



---

## Step 3 - Suppling Gel

---

The light gel softens and improves skin flexibility. Loosens pores for easy extraction of comedones without feeling discomfort, and is an ideal optimizer for ensuing treatments.



---

## Step 4a - Herbal Peel

---

A luxurious combination of plants, innovative actives and BHA creates strong sensations of cold and warm. Detoxifies, eliminates excess sebum, toxins and damaged cells. Promotes micro-circulation and micro-capillary flexibility for effective delivery of oxygen to cells, supports surface cell turn-over and strengthens defense properties. Prevents breakouts and is a powerful enhancer of healthy and beautiful-looking skin.



---

## Step 4b - Herbal Peel Forte

---

A fortified, unique combination of plants, innovative actives and BHA creates strong sensations of cold and warm. Detoxifies, eliminates excess sebum, toxins and damaged cells. Promotes micro-circulation and micro-capillary flexibility for effective delivery of oxygen to cells, supports surface cell turn-over and strengthens defense properties. Prevents breakouts, and is a powerful enhancer of healthy and beautiful-looking skin.



41

---

## Step 4+ - Corrector

---

An optimal combination of alpha & beta acids and botanicals for follow-up treatment, promotes cellular respiration and cell regeneration. Dramatically corrects areas affected by hyper-keratinization. Treats different skin conditions and prevents further damage. The complexion appears brighter, smoother, with visibly improved texture.





---

## Step 5 - Comforting Massage Cream

---

A silky repair cream combining nourishing ingredients enriched with vitamins. Replenishes and hydrates, rebuilds the skin barrier, strengthening and protecting against further damaging agents. Helps improve texture and elasticity.



---

## Step 6a - Seb-Adjustor Mask

---

An astringent mask that modulates and reduces excess sebaceous secretion and excretion. Inhibits the 5-alpha reductase enzyme, reduces the appearance of enlarged pores, diminishes and blurs blemishes.



---

## Step 6b - Zaatar Mask

---

An ultimate treatment combination of botanicals and innovative actives with anti-keratinization properties. A potent antioxidant, promotes skin regeneration and protection. Treats flaky skin, soothes irritations, diminishes inflammations caused by aggressive cosmetic devices treatments or environmental factors.



---

## Step 6c - Anti-Rougeurs Mask

---

A uniquely soothing mask enriched with advanced high-tech botanical actives. Significantly reduces redness. Detoxifies, improves cell metabolism, capillary elasticity and strength, promotes cell regeneration. Reduces puffiness and swellings, and has a calming and comforting effect.



---

## Step 6d - Revitalizing Mask

---

A perfect formula with anti-glycation properties to boost cellular energy. Improves tonicity, tone and texture. Restores skin to its vitality and glow. The skin appears hydrated, smooth and radiant.



---

## Step 7 - Alluring Serum

---

A novel, glycation-inhibiting formula. Helps brighten dull, lack-luster complexion. Hydrates, preserves tissue elasticity and strength. Boosts cell renewal. The skin appears radiant, with a uniform texture and impressive glow.



---

## Step 8a - Zaatar Cream

---

A state-of-the art system of botanical extracts and actives. Detoxifies, purifies, balances and supports cellular activity. Soothes irritations, treats flaky skin and moderates sebum levels. Protects against environmental factors, revealing a relaxed, replenished and smooth skin.



---

## Step 8b - Ultimate Defense Tinted Day Cream SPF 20

---

A physical sunscreen cream with a light tint to disguise redness. Provides UVA /UVB and anti-oxidative protection. Replenishes, hydrates, rebuilds defense systems. Restores glow, even tone and unifies texture.



---

## Step 9 - Enlightening Eye and Neck Cream

---

The optimal combination gives the delicate areas an unprecedented treatment. Protects, reducing the visibility of puffiness and dark circles. Reinforces elasticity and micro-capillarity, restores a more luminous and healthier look.





# In-Salon Treatment Protocol Overview



## Step 1 Mild Facial Cleanser

[500 ml]

### Function

Gently removes oil and makeup residue and impurities. Soothes discomfort.

### Directions for Use

Massage into entire face and neck. Rinse well with lukewarm water.



## Step 2 Refreshing Toner

[500 ml]

### Function

Purifies and tones, removes excess sebum. Leaves skin well hydrated, clean and refreshed.

### Directions for Use

Gently wipe face and neck with a cotton pad soaked with toner.



## Step 3 Suppling Gel

[250 ml]

### Function

Softens and improves skin flexibility. Loosen pores for easy and comfortable extraction.

### Directions for Use

Apply a thin layer to desired areas, avoiding eye area. Leave on for up to 10 minutes. Remove gradually with a wet cloth. Steam, compress or nylon wrap improve the efficacy of the gel. A stinging sensation might be experienced for a brief moment. Apply Refreshing Toner after extraction of comedones. Use before BioPhyto peel.





## Step 4a Herbal Peel

[250 ml]

### Function

Detoxifies, eliminates excess sebum, toxins and damaged cells. Promotes micro-circulation and micro-capillary flexibility for effective delivery of oxygen to cells, supports surface cell turnover and strengthens defense properties.

### Directions for Use

Apply a thin layer onto face, avoiding eye area. Leave on for up to 10 minutes, according to skin reaction. Wipe off thoroughly with lukewarm wet cloth. Possible reactions: heat, cold, stinging sensation, redness. Use on thin skin.



## Step 4b Herbal Peel Forte

[250 ml]

### Function

Fortified treatment formula. Detoxifies, eliminates excess sebum, toxins and damaged cells. Promotes micro-circulation and micro-capillary flexibility for effective delivery of oxygen to cells, supports surface cell turnover and strengthens defense properties.

### Directions for Use

Apply a thin layer onto face, avoiding eye area. Leave on for up to 10 minutes according to skin reaction. Wipe off thoroughly with lukewarm wet cloth. Possible reactions: heat, cold, stinging sensation, redness. Use on thick, oily skin.



## Step 4+ Corrector +

[30 ml]

### Function

Promotes cellular respiration and cell regeneration. Corrects affected areas, improves texture, smoothes and prevents further damage.

### Directions for Use

Apply onto affected areas with Q-tips and leave on. Possible reactions: heat, cold, stinging sensation, redness. Note: Apply Zaatat Cream after a few minutes to calm possible redness.



## Step 5 Comforting Massage Cream

[500 ml]

### Function

Replenishes and hydrates, rebuilds the skin barrier, strengthens and protects. Helps improve texture and elasticity.

### Directions for Use

Massage onto entire face, neck and décolleté until absorbed.



## Step 6a Seb-Adjustor Mask

[250 ml]

### Function

Modulates and reduces excess sebaceous secretion and excretion. Reduces the appearance of enlarged pores, diminishes and blurs blemishes.

### Directions for Use

Apply a uniform layer onto entire face, avoiding eye area. Leave on till dry (about 10 minutes). Wipe off with lukewarm wet cloth.



## Step 6b Zaatar Mask

[250 ml]

### Function

Potent antioxidant, promotes skin regeneration and protection. Treats flaky skin, soothes irritations, diminishes inflammations.

### Directions for Use

Apply a uniform layer onto entire face, avoiding eye area. Leave on for about 10 minutes. Wipe off with lukewarm wet cloth.



## Step 6c Anti-Rougeurs Mask

[250 ml]

### Function

Reduces redness, puffiness and swellings, detoxifies, improves cell metabolism, promotes cell regeneration. Has a calming and comforting effect.

### Directions for Use

Apply a uniform layer onto entire face, avoiding eye area. Leave on till half dry (about 10 minutes). Wipe off with lukewarm wet cloth.



## Step 6d Revitalizing Mask

[250 ml]

### Function

Boosts cellular energy. Improves tonicity, tone and texture. Hydrates, restores glow and vitality.

### Directions for Use

Apply a uniform layer onto entire face, avoiding eye area. Leave on for about 10 minutes. Wipe off with lukewarm wet cloth.



## Step 7 Alluring Serum

[100 ml]

### Function

Brightens dull, lack-luster complexion. Hydrates, preserves tissue elasticity and strength. Boosts cell renewal.

### Directions for Use

Apply a few drops onto entire face, neck and décolleté.



## Step 8a Zaatar Cream

[250ml]

### Function

Detoxifies, purifies, balances and supports cellular activity. Soothes irritations, treats flaky skin and moderates sebum levels.

### Directions for Use

Apply a suitable amount onto face and massage in gently until completely absorbed.



## Step 8b Ultimate Defense Tinted Day Cream SPF 20

[250ml]

### Function

Provides UVA /UVB and antioxidative protection. Disguises redness and hydrates. Restores glow, even tone and unifies texture.

### Directions for Use

Apply a thin, uniform layer onto face. Pat gently until absorbed and skin is uniformly, evenly toned.



## Step 9 Enlightening Eye and Neck Cream

[75 ml]

### Function

Protects the delicate skin around the eyes, reducing the visibility of puffiness and dark circles. Reinforces elasticity and micro-capillarity. Restores skin glow and a healthy appearance.

### Directions for Use

Apply a thin layer onto eye and neck area. Pat gently until absorbed.

# Home Treatment Products Overview



## Mild Facial Cleanser

[250 ml]

### Function

Gently removes oil and makeup residue and impurities. Soothes discomfort.

### Directions for Use

Massage onto entire face and neck. Rinse well with lukewarm water.



## Refreshing Toner

[300 ml]

### Function

Purifies and tones, removes excess sebum. Leaves skin well hydrated, clean and refreshed.

### Directions for Use

Gently wipe face and neck with a cotton pad soaked with toner.



## Herbal Complex

[75 ml]

### Function

Supports surface cell turnover. Exfoliates, optimizes circulation and improves oxygenation. Detoxifies, corrects skin imperfections.

### Directions for Use

Apply a thin layer onto face once or twice a week. Leave on for up to 10 minutes. Rinse thoroughly with lukewarm water.

51





## Seb-Adjustor Mask

[75 ml]

### Function

Modulates and reduces excess sebaceous secretion and excretion. Reduces the appearance of enlarged pores, diminishes and blurs blemishes.

### Directions for Use

Apply a uniform layer onto entire face, avoiding eye area. Leave on till dry (about 10 minutes). Wipe off with lukewarm wet cloth.



## Zaatar Mask

[75 ml]

### Function

Potent antioxidant, promotes skin regeneration and protection. Treats flaky skin, soothes irritations, diminishes inflammations.

### Directions for Use

Apply a uniform layer onto entire face, avoiding eye area. Leave on for about 10 minutes. Wipe off with lukewarm wet cloth.



## Anti-Rougeurs Mask

[75 ml]

### Function

Reduces redness, puffiness and swellings, detoxifies, improves cell metabolism, promotes cell regeneration. Has a calming and comforting effect.

### Directions for Use

Apply a uniform layer onto entire face, avoiding eye area. Leave on till half dry (about 10 minutes). Wipe off with lukewarm wet cloth.



## Revitalizing Mask

[75 ml]

### Function

Boosts cellular energy. Improves tonicity, tone and texture. Hydrates, restores glow and vitality.

### Directions for Use

Apply a uniform layer onto entire face, avoiding eye area. Leave on for about 10 minutes. Wipe off with lukewarm wet cloth.



## Alluring Serum

[30 ml]

### Function

Brightens dull, lack-luster complexion. Hydrates, preserves tissue elasticity and strength. Boosts cell renewal.

### Directions for Use

Apply a few drops onto entire face, neck and décolleté.



## Absolute Detox Serum

[30 ml]

### Function

Boosts detoxification, stimulates cell renewal, improves resilience against environmental damage, supports a balanced cell function.

### Directions for Use

Apply a few drops onto entire face, neck and décolleté.

53



## Balancing Cream

[75 ml]

### Function

Provides skin protection, moisturizes, normalizes sebum levels and prevents shining. Reduce redness, skin sensitivity and flakiness, and repairs and renews cellular processes.

### Directions for Use

Apply a generous amount onto face and massage in gently until completely absorbed.



## Zaatar Cream

[75 ml]

### Function

Detoxifies, purifies, balances and supports cellular activity. Soothes irritations, treats flaky skin and moderates sebum levels.

### Directions for Use

Apply a suitable amount onto face and massage in gently until completely absorbed.



## Ultimate Defense Tinted Day Cream SPF 20

[75 ml]

### Function

Provides UVA /UVB and antioxidative protection. Disguises redness and hydrates. Restores glow, even tone and unifies texture.

### Directions for Use

Apply a thin, uniform layer onto face. Pat gently until absorbed and skin is uniformly, evenly toned.



## Ultimate Defense Day Cream SPF 20

[75 ml]

### Function

Provides UVA /UVB and antioxidative protection. Hydrates, restores glow and even tone, unifies texture.

### Directions for Use

Apply a thin layer onto face.



## Normalizing Night Cream

[75 ml]

### Function

Repairs damaged, flaky skin, promotes cellular renewal and skin regeneration. Fortifies the skin's natural lipid barrier and blood vessels.

### Directions for Use

Apply a generous amount onto face and massage in gently until completely absorbed.



## Enlightening Eye and Neck Cream

[30ml]

### Function

Protects the delicate skin around the eyes, reducing the visibility of puffiness and dark circles. Reinforces elasticity and micro- capillarity. Restores skin glow and healthy appearance.

### Directions for Use

Apply a thin layer onto eye and neck area. Pat gently until absorbed.

55

# Château *de Beauté*

---







---

**CHRISTINA**  
It just works

# Château *de Beauté*

---



The pure benefits of wine and its supremely beneficial byproducts are translated into a cutting-edge series aimed at rejuvenating skin, energizing it from within, revealing its vital presence and its beautiful glory.

As wine ages, its quality and its texture improve. The new Christina product line, *Château de Beauté*, applies this distinguishing quality and skill, utilizing the remarkable benefits and advantages of grapes, wine and their byproducts.

---

## Château de Beauté- A New Bench Mark in Active Professional Cosmetics!

---

Making a clear statement and beginning a new era in the field of professional cosmetics, the *Château de Beauté* product line has been developed and produced by Christina. After in-depth market research and bearing in mind a clear vision for the future, this product line ensures a complete and wholesome answer to specific clean characteristics without compromising the effectiveness of its treatment or its noticeably impressive results. The new product line combines state-of-the-art clean ingredients and chemistry, offering treatments that not only feel amazing and provide a great sense of comfort, but also offer outstanding results and a clear path to a bright new future!

---

SLS **FREE** PEG **FREE** Paraben **FREE**  
Petrochemical **FREE** Colour **FREE**  
Propylene Glycol **FREE** EDTA **FREE**  
Animal Origin Ingredients **FREE**

---

## Innovation that Speaks Volumes!

---

In the world of professional cosmetics there are a number of active ingredients that deliver supreme and highly rated, age-control benefits. The new and advanced product line, **Château de Beauté**, consolidates them all: rejuvenating the skin from within, energizing the cells, ensuring cell longevity and prolonged vitality. **Château de Beauté** delivers the promise of renewed youth and a brighter future, offering skin visibly impressive results with every application.

---

## Château de Beauté Products & Treatment Who Is It For?

---

This pioneering series main focus is to address skin's total age-defiance essentials and regimen - diffusing and preventing visible and non-visible signs of ageing, using unique and progressive ingredients and technology. Taking into account the skin's overall condition, the **Château de Beauté** product line's ideal customers are women over the age of 30:

- From the age of 30 and up.
- An efficient revitalizing, rejuvenating and age-resistant treatment, combined with supreme comfort.
- Energizing skin from within.

---

## The Science Behind - Key Actives

---

### Wine and Grape Components – A Fruitful Ground for Pure Inzznovation

---

**Polyphenol & Tanins** – stimulate potent activity to protect the skin, visibly firming and lifting it. The ingredients also strengthen skin from the inside out, slowing down the premature ageing process, nourishing cells with vital energy.



**Flavenoids** - proanthocyanidins

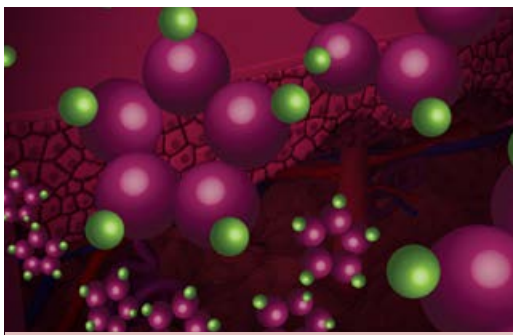
**Anthocyanins** – A combination of potent ingredients, preserving and strengthening collagen in skin, ensuring a complete energizing, revitalizing and rejuvenating activity.

**Acetic acid** – Total, natural skin brightener which improves blood circulation and provides a natural rosy flush. The acetic acid gently peels the skin revealing its refreshed, youthful presence.

Wine contains several acids such as **tartaric acid, malic acid, butyric acid, lactic acid** and others. All acids included in the **Château de Beauté** incorporate these effective features: skin rejuvenation, strengthening collagen production in skin, ensuring the skin's young appearance. Acids found in wine grapes are known to strengthen micro

- circulation increasing the resistance of the blood cells and protecting skin's elasticity and collagen fibers.

**Resveratrol** - Potent antioxidant found in red grapes and, therefore, in red wine. Based on numerous studies, Resveratrol is one of the most effective natural protective ingredients. Resveratrol offers skin a comprehensive rejuvenation treatment together with a



significant brightening effect.

---

## State-of-the-art Ingredients – Startling Results!

---

This award winning peptide formula addresses skin's ageing process comprehensively, preserving skin's youthful and supple appearance. Lifting away wrinkles and expression lines, the **Château de Beauté** peptides restore skin's perfection and clarity, leaving skin refined, glowing, smooth and with a renewed vitality.

---

## 3D Peptide Complex – a New Dimension to Smooth Skin!

---

Age-perfect peptide based complex, tailor-made to ensure top performance for effective skin smoothing, firming, refining and rejuvenating. The 3D Peptide Complex represents the latest

scientific breakthrough, significantly increasing the formation of several types of collagen in the skin. This highly bioactive complex has been found to stimulate collagen synthesis in the skin, preventing the appearance of any type of lines or wrinkles, especially expression wrinkles.

Producing 75% of skin protein, collagen is responsible for skin's strength and for its healthy structure. The 3D Peptide Complex offers efficient protection against skin degradation, facilitating an improved overall velvety, smooth, young-looking skin.

**Found in: Absolute Perfect.**

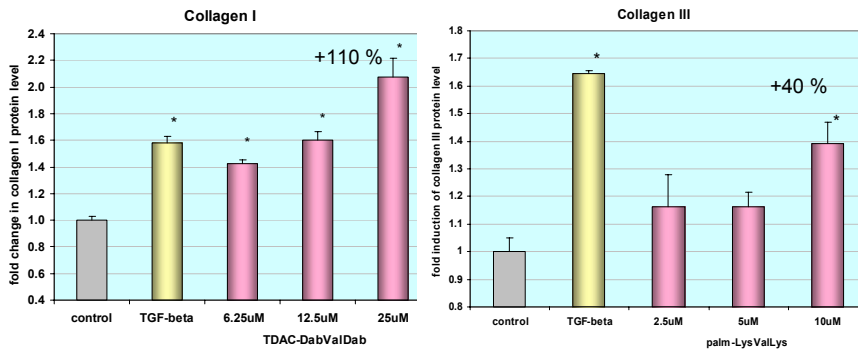
### Key Features:

- Restores moisture perfection in skin, blurring away lines and wrinkles.
- Fast and effective action for ultra dramatic results.
- Significantly improves collagen production, protecting skin's healthy structure.
- Leaves skin velvety, smoother, brighter, firmer and noticeably younger.
- Promotes suppleness in skin for absolute clarity and freshness.

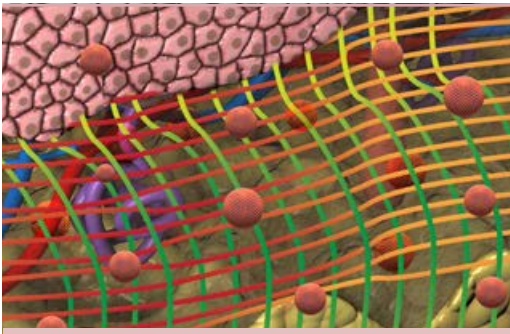




## In vivo test: Demonstrates significant increase in collagen



## Oligopeptide-24



- Noticeably diminishes the appearance of lines and wrinkles.
- Brightens overall skin tone, providing it with a smoother appearance and with a renewed vitality.

A blend of palmitic acid (a fatty acid) containing 13 amino acids, including alanine, arginine, aspartic acid, glycine, histidine, lysine, proline, serine and/or valine.

Offers supreme age-diffusing benefits, working to increase collagen and hyaluronic acid levels in skin.

Skin becomes thicker, smoother and more evenly toned, blurring away lines and wrinkles.

**Found in: Vino Sheen Restoring Cream, Deep Beauté Night Cream, Rejuvenating Vineyard Eye Cream.**

### Key Features:

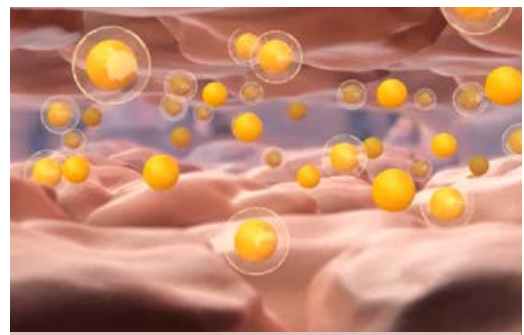
- Energizes skin, assisting it in generating new, glowingly youthful cells.
- Increases regulation of cell growth and migration, cell survival, extracellular matrix expression.

## Château de Beauté – The Inside Novelty

61

Addresses skin's aging process comprehensively and preserves skin's youthful texture. Energizes skin cells from within, prolonging their longevity.

## Encapsulated Retinol – For Prolonged Action



**CHRISTINA**  
It just works



This unique cutting-edge formula addresses each and every aspect of skin's age-control needs, revitalizing it from the inside to noticeable results on the outside!

## How does it work?

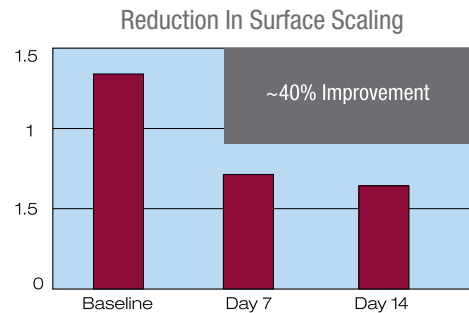
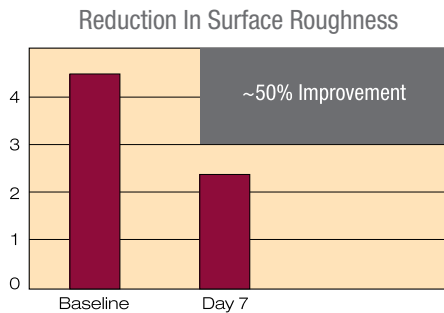
**Encapsulated Retinol** contacts the skin progressively, slowly diffusing in throughout the day. This process offers a focused, high-performance treatment in inhibiting and reducing visible signs of ageing such as wrinkles, uneven skin tone, loss of flexibility and vitality.

**Found in: Absolute Perfect, Vino Sheen Serum, Vino Sheen Fusion.**

---

## Amazing Results after only 2 Weeks!

---



---

## Supreme Hydration - Instant Wrinkle Filling Effect

---

Keeping skin young and healthy means primarily assuring it is perfectly hydrated.

The **Château de Beauté** product line uses an advanced blend of anti-ageing and humectants achieving a synergetic moisturizing effect on the skin, plumping the dermis from within.

**Intelligent Hyaluronic Acid (HA)** – Thanks to a patented technology, this unique biotech active is vectorized to target specific zones that optimize anti-ageing efficacy.

### How does it work?

In vivo test of this scientific blend demonstrated:

- A significant decrease in the appearance of wrinkles in only 4 weeks.

- Skin emerged smoother, firmer and plumped, following an injection like mechanism.

**Found in: Absolute Perfect, Vino Sheen Fusion, Vino Sheen Serum.**

---

## Hi-tech Biopolymer

---

Produced by microorganism living in sunflower roots through a symbiotic system, this advanced active ingredient offers a supreme tightening and filling action with an immediate effect.

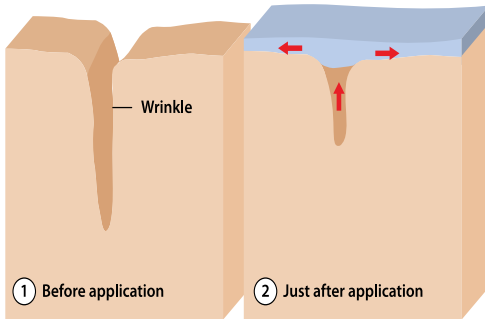
### How does it work?

The **Hi-tech Biopolymer** tightens the skin through a mechanical action. This ingredient is absorbed, spreading on the skin and forming an elastic film.

Simply put, it retracts and stretches the skin with immediate visible results, decreasing wrinkle depth. Skin emerges instantly smoother and

fine lines disappear!

**Found in: Vino Sheen Fusion, Absolute Perfect, Vino Sheen Serum.**



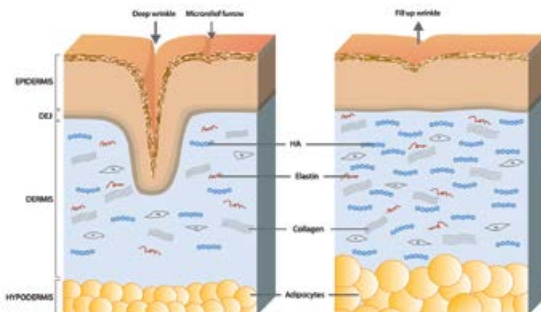
## Pure Hyaluronic Acid

HA plays a key role in different physiological mechanisms and particularly in the extra-cellular matrix of the dermis.

### How does it work?

- Maintains the hydration balance in skin thanks to its strong ability to retain water.
- Fills spaces between collagen fibers in the dermis.
- Enhances various cellular processes, cell renewal, cell migration and proliferation.

**Found in: Vino Sheen Fusion, Absolute Perfect, Vino Sheen Serum.**



# In-Salon and Spa Treatment Overview

## Step 1 - Vino Pure Cleanser

A gentle, yet effective facial cleanser infused with pure grape extracts and revitalizing natural ingredients, this cleanser will remove make-up and surface impurities providing skin with a refreshed clarity and pristine vitality.



## Step 2a - Vino Peel

This peel removes impurities and roughness with pure wine based acids, delivering immediate luminosity and ensuring a clean, comfortable, smooth skin.

Important: In accordance with the results desired and the customer's skin condition, please choose between the Vino Peel and the Vino Forte Peel.



## Step 2b - Vino Forte Peel

This effective peel refines skin with fortified pure wine acids, instantly revealing a perfectly fresh, smoother, illuminated skin. Its innovative formula stimulates skin, sweeping away locked-in impurities and dullness, restoring the skin's youthful glow and vitality.

Note: Due to the high percentage of pure, natural, active ingredients, both peels colors may vary from batch to batch.



---

### Step 3 - Vino Elixir

---

Infused with youth restoring ingredients, this silky smooth massage oil will energize the skin. The deeply pampering treatment is designed to replenish soften and skin with powerful nutrients for an overall visible improvement and an impressively vivid complexion.

Note: As a pampering and comforting addition, we highly recommend using the Château de Beauté Beauty Globes during the massage.



---

### Step 4a - Vino Eye Mask

---

A fortified, unique combination of plants, innovative actives and BHA creates strong sensations of cold and warm. Detoxifies, eliminates excess sebum, toxins and damaged cells. Promotes micro-circulation and micro-capillary flexibility for effective delivery of oxygen to cells, supports surface cell turn-over and strengthens defense properties. Prevents breakouts, and is a powerful enhancer of healthy and beautiful-looking skin.



---

### Step 4b - Vino Glory Mask

---

Infused with moisture and vital nutrients, this unique mask will assist in stimulating the skin, providing a perfectly revitalized, fresh appearance. Innovative ingredients renew and rejuvenate the skin, revealing a noticeably smoother, firmer, vital complexion.



---

## Step 5 - Vino Sheen Serum

---

This effective treatment rejuvenates the skin, blurring away fine lines and wrinkles within 20 minutes after application. Incorporating specially developed youth restoring ingredients, this serum promotes elasticity and uncovers a smoother, brighter, uniform texture.

Note: As a closing phase and as a pampering addition, it is highly recommended to use the Château de Beauté Beauty Globes over the serum.



---

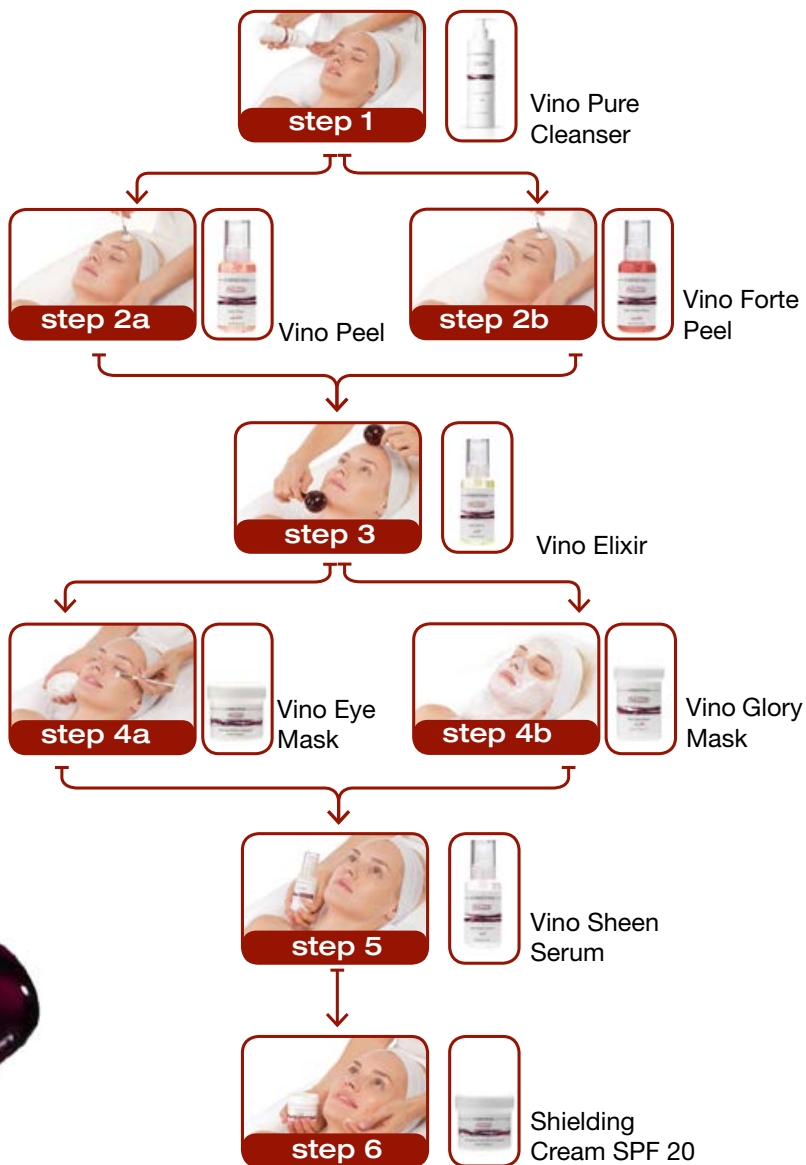
## Step 6 - Shielding Cream SPF 20

---

A supremely moisturizing cream which promotes skin's elasticity, blurring away lines and wrinkles. This advanced cream provides effective protection against environmental damage and skin discoloration, preserving its youthful radiance.







# In-Salon Treatment Protocol Overview

The Christina in-salon treatment is designed as a simple step-by-step protocol, leading to the best possible outcome. Following this simple short method will undoubtedly produce visible, noticeable, beyonds expectations results, and will ensure customers' enormous satisfaction.



## Step 1 Vino Pure Cleanser

[300 ml]

### Function

A gentle, yet effective facial cleanser, infused with pure grape extracts and revitalizing natural ingredients, removes make-up and surface impurities.

### Directions for Use

Massage into the face with light, circular motions. Rinse well with lukewarm water.



## Step 2a Vino Peel

[100 ml]

### Function

Smoothes away impurities and roughness with pure wine based acids, delivering immediate luminosity and ensuring a clean, comfortable, smooth skin.

### Directions for Use

Using a delicate brush, apply a thin, uniform layer onto entire face, neck and décolleté. Gently start from the forehead, moving to nose, cheeks and onwards. Leave on for approximately 3-5 minutes in accordance with skin's response. Rinse off with room temperature water.

\*Suitable for use on the eye area and on delicate skin.



## Step 2b Vino Forte Peel

[100 ml]

### Function

Refines skin with fortified pure wine acids, instantly revealing a perfectly fresh, smoother, illuminated skin. Sweeps away locked-in impurities and dullness, restoring the skin's natural glow and vitality.

### Directions for Use

Using a delicate brush, apply a thin uniform layer onto entire facial, neck and décolleté. Gently start from the forehead, moving to nose, cheeks and onwards. Leave on for approximately 3-5 minutes, in accordance with skin's response. Rinse off with room temperature water.



### Step 3 Vino Elixir

[100 ml]

#### Function

Silky, smooth massage oil that energizes the skin, designed to replenish and soften it with rich nutrients for an overall visible, impressive improvement.

#### Directions for Use

Massage a small amount of the Vino Elixir onto entire face, neck and décolleté, until completely absorbed. The oil remaining can be gently absorbed using a soft cloth.



### Step 4a Vino Eye Mask

[150 ml]

#### Function

A supremely revitalizing mask treatment for the delicate area around the eyes. High concentration hydrating ingredients remove the look of puffiness and signs of fatigue, providing skin with a much smoother, brighter appearance.

#### Directions for Use

Using a delicate brush, apply a smooth film around the eye area. Leave on for 10 minutes. Mask does not dry. Rinse with lukewarm water or remove with a wet cloth.  
\*Continue to the treatment's next step (4B Vino Glory Mask) before removing both masks together.



### Step 4b Vino Glory Mask

[250 ml]

#### Function

Infused with moisture and vital nutrients, this unique mask will assist in stimulating the skin, providing a perfectly revitalized, fresh appearance. Innovative ingredients renew and rejuvenate the skin, revealing a noticeably smoother, firmer, vital complexion.

#### Directions for Use

Using a delicate brush, apply a smooth film to a cleansed face and neck. Avoid the eye contour area. Leave on for 10 minutes. Mask does not dry. Rinse with lukewarm water or remove with a wet cloth.



### Step 5 **Vino Sheen Serum**

[100 ml]

#### Function

This effective treatment rejuvenates skin, blurring away fine lines and wrinkles within 20 minutes after application. Using specially developed youth restoring ingredients, this serum promotes elasticity and uncovers a smoother, brighter, uniform texture.

#### Directions for Use

Apply onto face, neck and décolleté. Massage in until absorbed. Follow up by applying a recommended day cream.

Note: As a closing phase and as a pampering addition, it is highly recommended to use the Château de Beauté Beauty Globes over the serum.



### Step 6 **Shielding Cream SPF 20**

[150 ml]

#### Function

A supremely moisturizing cream which promotes skin's elasticity, blurring away lines and wrinkles. This advanced cream provides effective protection against environmental damage and skin discoloration, preserving its youthful radiance.

#### Directions for Use

Apply a thin layer to face and neck daily. Pat in gently and leave on as a protective film.

# Home Treatment Products Overview

Château de Beauté home care products work in total synergy with salon treatments, offering skin a complete rejuvenation and revitalizing effect, allowing skin to reach its highest level of beauty!



## Absolute Perfect

[30 ml]

### Function

This powerful, age-perfect serum visibly diminishes lines and wrinkles with a unique combination of innovative ingredients.

### Directions for Use

Gently massage the serum daily into face, neck and décolleté with smooth, upward strokes. Follow up by applying a recommended day cream.



## Vino Sheen Fusion

[30 ml]

### Function

An effective serum, fills and smoothes your skin, blurring the visibility of lines and wrinkles.

### Directions for Use

Apply onto face, neck and décolleté. Massage in until absorbed. Follow up by applying a recommended day cream.



## Vino Sheen Restoring Cream

[50 ml]

### Function

Brimming in moisture properties, this rich day cream is fortified with state-of-the-art ingredients, assisting in skin's overall protection.

### Directions for Use

Apply a thin layer onto face and neck daily on to previously applied serum. Massage in gently until absorbed.





## Shielding Cream SPF 35

[50 ml]

### Function

Providing exceptional moisture to the skin, this efficient cream shields from environmental aggressors.

### Directions for Use

Pat a thin layer onto face and neck daily. Leave on as a protective film.



## Rejuvenating Vineyard Eye Cream

[30 ml]

### Function

This gentle, rich cream helps skin restore its youthful smoothness, uncovering a rejuvenated, brighter looking eye area.

### Directions for Use

Gently apply onto the area around the eyes. Pat dry.



## Deep Beauté Night Cream

[50 ml]

### Function

An innovative cream, supremely hydrates and nourishes the skin, revealing a youthful, vital appearance.

### Directions for Use

Apply a thin layer onto cleansed face and neck. Leave overnight.



## Vino Glory Mask

[75 ml]

### Function

Infused with moisture and vital nutrients, this unique mask will assist in stimulating the skin, providing a perfectly revitalized, fresh appearance.

### Directions for Use

Apply a smooth film onto cleansed face and neck. Avoid the eye contour area. Leave on for 10 minutes. Mask does not dry. Rinse with lukewarm water or remove with a wet cloth.



## Vino Pure Cleanser

[300 ml]

### Function

A gentle, yet effective facial cleanser, infused with pure grape extracts and revitalizing natural ingredients, removes makeup and surface impurities.

### Directions for Use

Massage into the face with light, circular motions. Rinse well with lukewarm water.



# Muse

---





CHRISTINA  
It just works



# Muse

---



---

## The Rose - Queen of the Flowers

---

These tender flowers have served as a symbol of beauty and a **Muse** inspiring artistic masterpieces for centuries. Today the **Muse** of the rose continues to provide new inspiration in a variety of different fields. Within the petals of the rose one can find an entire world of properties and qualities of medical value. The field of modern cosmetics has translated these properties into practical applications.

**Muse**, the new product line launched by Christina, combines the inner beauty secrets of the rose together with state of the art scientific discoveries to achieve the best possible results.

**Muse** – Christina's formula for younger looking, more beautiful skin that lasts much longer.

---

## The Problem

---

As we age, the skin's defense barrier function becomes crucial to keeping the skin healthy and young looking. Important factors for maintaining a proper and impermeable barrier function are optimal lipid homeostasis and cell detoxification. The skin barrier is affected by exogenous and endogenous aggressions and toxins, which have a great impact on cell



regeneration.

Skin dryness, common in the ageing process, is usually the result of a decrease in lipid homeostasis, a cause of major moisture loss and barrier dysfunction. Christina's **Muse** product line assists in keeping the skin's defense barrier functioning at the best possible level.

---

## Christina's Solution

---

### Looking Younger Much Longer!

---

The **Muse** treatment combines the pleasant delights of the rose together with award winning scientific formulas. **Muse** addresses the causes and symptoms of a deteriorating defense barrier from every angle, with a gentle soothing treatment that includes ingredients that detoxify, nourish and rejuvenate the skin.

#### Muse Treatment Benefits:

- Award winning technology that assists in regenerating the skin's natural defense barrier, prolonging the life of the skin's cells.
- Revitalizes the skin, increasing its vitality.
- Total beauty complex that enriches the skin, moisturizing and nourishing it.

---

## Muse Ingredients - the Ultimate in Science

---

### Telosense Active

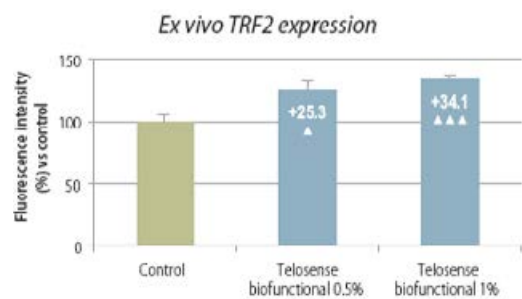
---

The latest award winning tool which prevents telomere erosion. Research has shown that telomeres, a repetition of the TTAGGG sequence of nucleotides 5 (measuring thousands of base pairs in length), play an important role in cell

division, as they help preserve DNA information. As we age, telomeres shorten with each cell division. A complex of hydrolyzed soy and yeast proteins designed to help protect telomeres cap and protect cell chromosomes. Telosense Active assists in delaying cellular senescence, which improves cell longevity.

#### Benefits:

- Improves cell longevity.
- Preserves skin's youthful texture, protecting it from premature ageing.
- The skin's overall appearance is improved immensely, leaving it smoother and brighter looking.



---

## Alp Rose Stem-Cells

---

Produced from a very resilient plant that grows on mountain sides in the Swiss Alps, at altitudes of up to 3,200m. This rose can be found blooming on hillsides where it has to adapt to severe temperatures and extreme environmental change, making it ideal to protect, maintain and repair the skin's resistance to environmental aggressions.

#### Benefits:

- Protects the skin's most valuable asset, the stem cells, the most fragile of cells can be significantly weakened by environmental elements and induced

stress.

- Boosts epidermal regeneration
- Improves the skin's defenses.

---

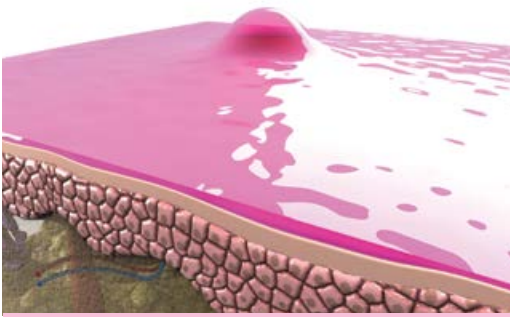
## Detox Peptide

---

Based on mushroom extract (tremella fuciformis) and hexapeptide Fe-III. Normal cell growth requires a well-controlled balance between the cell synthesis and degradation. The skin is affected by daily accumulated harmful toxins (ROS=peroxides), leading to premature ageing. Toxins in our skin cause DNA damage, cellular malfunction, protein damage and lipid peroxidation.

### Benefits:

- Cleanses skin and neutralizes toxins activity.
- Prevents skin's premature ageing.
- Prompts cell regeneration.
- Maintains optimal levels of cell synthesis and reduces degradation.



---

## iFlax Extract

---

Designed to help the skin optimize lipid homeostasis by boosting the stratum corneum intercellular lipid synthesis. This assists in overall skin recovery and protection and provides clear visible results.

### Benefits:

- Enriched nourishment of the skin and assistance in maintaining optimal moisture.

- Substantial improvement in skin's elasticity. The skin appears more radiant and smooth.

---

## Capuacu Butter

---

Made from the seeds of the cupuacu tree commonly found in tropical rainforests in northern Brazil. Its capacity to retain water in the epidermis offers supreme hydration, effectively improving the skin's natural defense barrier.

### Benefits:

- Offers hydration for improved elasticity and anti-inflammation.
- Enhances the natural defense barrier for a younger looking skin.

---

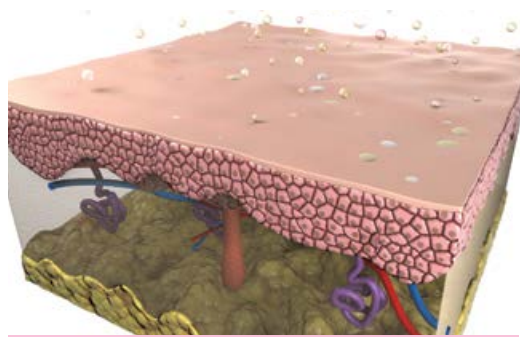
## Cotton Bloom Extract

---

An oligosaccharide designed to improve skin barrier function and reduce the appearance of irritations. Composed of 5 specific oligosaccharides (fructose, sucrose, glucose inositol, and trehalose) for skin hydration, nutrition and protection.

### Benefits:

- Improves and protects the skin barrier function.
- Reduces the appearance of irritated skin, calms the skin.
- Overall texture softer, more flexible and smoother.



---

## Parsley Extract (*Petroselinum Crispum*)

---

A rich source of nutrients and antioxidants with powers promoting skin renewal, exfoliation and detoxification. Another important feature of parsley extract is its antimicrobial action, which protects the skin against the harmful effects of pathogenic microorganisms that often lead to skin breakouts and blemishes.

### Benefits:

- Promotes skin detoxification.
- Protects the skin against harmful external effects.
- Contains high percentage of effective antioxidants.

---

## ActiRose Complex

---

Used in traditional skin care products, the ActiRose Complex is recognized for its moisturizing and skin rejuvenation properties. Our unique ActiRose Complex is based on specifically chosen rare rose species with enhanced hydrating and nourishing qualities, provided by the hyalurodin base enzyme.

### Benefits:

- Maintains optimal levels of hyaluronic acid.
- Revitalizes the skin, preserving its youthful appearance.
- Moisturizes the skin and nourishes it with essential nutrients.

---

## Rose Petal Extract

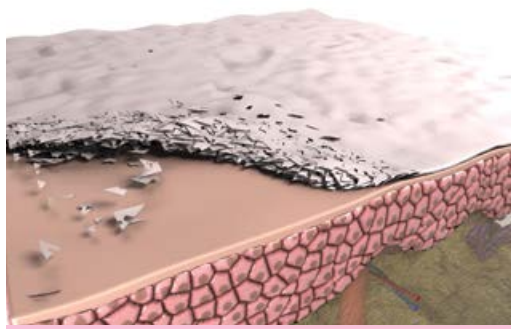
---

A special blend of Bulgarian rose (*rosa damascene*) and French rose (*rosa gallica*). Its mildness has soothing and refreshing properties. The roses have been used as a remedy for generations. The oldest known

cleansing and anti-wrinkle creams dating back to the Roman era are based on roses.

### Benefits:

- Moisturizing, anti-inflammation and skin rejuvenation properties.
- Protects skin cells from oxidative damage.
- Provides elasticity and blurs wrinkles.



# In-Salon and Spa Treatment Overview

## Step 1 - Milky Cleanser

A gentle, pleasant lotion for cleansing and removing makeup. Cleans the skin of products that are both water and oil soluble. Calms and refreshes the skin, leaving it softer and smoother.



## Step 2a - Light Rose Peel

This peeling treatment purifies the skin and assists in removing dead skin cells. Green tea extracts detoxify, while rose acids refresh and soften the skin, leaving it revitalized and smooth.



## Step 2b - Fortified Rose Peel

A powerful peeling treatment that purifies and assists in detoxifying the skin. Green tea extract, rose and glycolic acids renew and rejuvenate the skin and encourage the production of collagen, increasing skin's elasticity.



---

### Step 3 - Illuminating Gommage

---

This effective peeling cream absorbs toxins, dead and damaged skin cells. Contains parsley extract that assists in detoxifying and preventing environmental damage. The treatment is ideal for maximizing the skin's renewal and rejuvenation treatment.



---

### Step 4 - Rose Extract Splash

---

A stabilizing and calming extract. Combines a sugar complex with unique flower essences such as blue daisy extract and rose petal extract. Moisturizes and refreshes the skin.



81

---

### Step 5 - Indulging Massage Oil

---

The enriching, pampering and calming oil improves the skin's metabolism and nourishes it with essential ingredients. The Massage Oil intensifies the entire treatment experience, leaving a rich scent of the rose that will accompany the customer to the next step.





---

## Step 6 - Beauty Mask

---

This nourishing and calming mask contains a high concentration of capuacu butter and flax extract. The optimal, rich, full texture of the Beauty Mask is designed to restore the skin's vibrancy and provide it with a softer, younger look.



---

## Step 7 - Serum Supreme

---

A unique, advanced formula designed to strengthen the functioning of the natural defense barrier of the skin. Protects against environmental stress damage and helps significantly in removing toxins. The serum contains unique peptides that purify the skin, increasing its metabolic rate and delaying the ageing process. The serum leaves the skin with renewed vitality that radiates youth.




---

## Step 8 - Shielding Day Cream SPF 30

---

This enriched and prestigious formula assists in maintaining the skin's health and vitality. The cream creates a protective shield against UV rays and free radicals. It renews, moisturizes and nourishes the skin, tightening and leaving it with a younger, vibrant look.





# In-Salon Treatment Protocol Overview

This comprehensive treatment has been especially designed to revive the skin defense barrier. The Muse products are recommended as a single treatment or as an integrated goal-oriented treatment series.



## Step 1 Milky Cleanser

[300 ml]

### Function

A light and gentle cleanser designed to remove makeup and daily impurities. Clears the skin from both water-soluble and fat-soluble product traces, providing it with a soft finish.

### Directions for Use

Massage a small amount of the Milky Cleanser into entire face and neck. Remove with disposable sponges. Suitable for using over eye and lip area.



## Step 2a Light Rose Peel

[150 ml]

### Function

Gently polishes the skin, removing surface impurities. Green tea extract detoxifies the skin, and rose petal acids condition and enhance the skin's softness.

### Directions for Use

Apply a uniform layer of Light Rose Peel over dry skin, covering eye area, neck and décolleté. Leave on for 3-4 minutes. Rinse off with cold water.

Note: For sensitive skin apply, apply the Light Rose Peel onto entire face. Do not use the next step - Fortified Rose Peel.



## Step 2b Fortified Rose Peel

[150 ml]

### Function

A powerful skin peel that clears and detoxifies the skin, removing impurities. Green tea, rose petal acids and a high percentage of glycolic acid renew and refresh the complexion, enhancing collagen production, boosting the skin's natural glow.

### Directions for Use

Apply a uniform, thin layer of Fortified Rose Peel onto dry skin, using an applicator. Cover the whole face, avoiding the eye area. Leave on for only 2-3 minutes in accordance with skin's reaction. Rinse off with cold water.

Note: Only if needed, continue with gentle, light extractions.



### Step 3 Illuminating Gommage

[250 ml]

#### Function

An effectively exfoliating cream that purifies the skin, absorbing deeper impurities and sweeping them away. The Illuminating Gommage contains parsley extract which is ideal for clarifying and detoxifying, removing dead skin cells and preventing environmental damage. Designed to optimize the effectiveness of a revitalizing treatment.

#### Directions for Use

Apply a uniform layer of Illuminating Gommage onto face, under the chin area and, if needed, to the décolleté as well. Leave on for 3-4 minutes and remove using circular massaging movements. If needed, use a wet cloth to remove the remains of the Illuminating Gommage.



### Step 4 Rose Extract Splash

[150 ml]

#### Function

Provides hydration and rose flower freshness.

#### Directions for Use

Hold spray 20-30cm from skin and spray the Rose Extract Splash onto face. Leave on to dry.



### Step 5 Indulging Massage Oil

[150 ml]

#### Function

A deeply relaxing treatment that provides supreme nourishment designed to soothe and energize the skin. It assists the skin's metabolism and increases the overall enjoyment of the treatment experience. The pleasant rose scent stays on through the next step of the treatment.

#### Directions for Use

Massage the Indulging Massage Oil onto entire face, neck and décolleté, using smooth upward strokes, until the oil is completely absorbed.



## Step 6 Beauty Mask

[250 ml]

### Function

Comforting and nourishing enriched mask. Designed to shield the skin and restore its vitality supporting a toned smooth finish.



## Step 7 Serum Supreme

[100 ml]

### Function

A unique detoxifying and purifying formula which effectively concentrates on strengthening the skin's defense barrier, protecting it from environmental stress. The serum contains detox-active peptides which increase cell metabolism, preventing extrinsic skin ageing and diminishing signs of premature ageing, leaving the skin with a healthy, pristine glow.



## Step 8 Shielding Day Cream SPF 30

[150 ml]

### Function

A luxurious rich formula that keeps skin perfectly protected using essential high-tech hyaluronic acid and glucose complexes. Provides supreme protection, diminishing free radicals and UV damage. This advanced cream is designed to protect and revitalize the skin leaving it firmer, tighter and younger looking.

### Directions for Use

Apply a unified layer with fingers or brush onto entire face and décolleté. Leave on for 7-10 minutes. The mask does not dry on the skin. Rinse off with disposable sponges and lukewarm water. Follow with serum and moisturizer.

Note: after applying the mask we recommend spraying the Rose Extract Splash, offering the customer another sense of freshness.

### Directions for Use

Apply a uniform layer onto face, neck and décolleté. Massage in gently until thoroughly absorbed.

### Directions for Use

Pat a thin layer into face, neck and décolleté.



# Home Treatment Products Overview

**Muse** home care products are designed to ensure and prolong the impressive in-salon treatment results.



## Milky Cleanser

[250 ml]

### Function

A light and gentle cleanser designed to remove makeup and daily impurities. Clears the skin from both water-soluble and fat-soluble product traces, providing it with a soft finish.

### Directions for Use

Massage a small amount of the Milky Cleanser into entire face and neck. Remove with disposable sponges. Suitable for using over eye and lip area.



## Protective Day Cream SPF 30

[50 ml]

### Function

A luxurious rich formula that keeps skin perfectly protected, using essential high-tech hyaluronic acid and glucose complexes. Provides supreme protection, diminishing free radicals and UV damage. This advanced cream is designed to protect and revitalize the skin leaving it firmer, tighter and younger looking.

### Directions for Use

Pat daily a thin layer of Shielding Day Cream SPF 30 into face, neck and décolleté.



## Revitalizing Night Cream

[50 ml]

### Function

An innovative nourishing cream designed to thoroughly moisturize and pamper all skin types. Contains glycolic acid for boosting cell renewal, radiance and elasticity, and rose stem-cells for actively restoring and rejuvenating the skin, leaving it toned and flawless.

### Directions for Use

Cleanse skin and apply a thin layer onto face and neck. Massage in until absorbed. Leave overnight.



## Restoring Eye Cream

[30 ml]

### Function

This unique formula improves blood circulation around the eye contour, diminishing puffiness and the appearance of dark circles. The effective cream assists in minimizing fine lines, leaving the skin looking fresher and younger like after a good night's rest.

### Directions for Use

Gently apply to the area around the eyes. Pat in till absorbed.



## Nourishing Cream

[50 ml]

### Function

An innovative formula that strengthens the skin's regenerative abilities, nourishes, moisturizes and protects the skin using capuacu butter and corn flower extract. This unique cream leaves complexion with a youthful elastic texture, as well as a radiant and healthy-looking appearance.

### Directions for Use

Over cleansed skin, apply a thin layer onto face, neck and décolleté nightly. Massage in until absorbed.



## Absolute Defense

[30 ml]

### Function

This incredibly advanced serum revitalizes the skin, strengthening its natural defense barrier, directly affecting cell DNA and protecting it. Based on the latest and most innovative tool, Telosense Active, the serum assists in keeping the cells young and healthy, preserving their youthful functionality, keeping the skin younger for much much longer.

### Directions for Use

Gently massage the serum into face, neck and décolleté with smooth, upward strokes.



## Serum Supreme

[30 ml]

### Function

The uniquely detoxifying formula effectively focuses on protecting the skin against environmental stress. The serum contains detox active peptides which prevent extrinsic skin ageing and diminish signs of premature ageing, leaving the skin with a healthy, youthful glow.

### Directions for Use

Apply onto cleansed face and neck daily. Massage in evenly until absorbed. To be followed with a recommended day cream.



## Beauty Mask

[75 ml]

### Function

A high concentration of capuacu butter and flax extract combine their properties in this greatly comforting, nourishing enriched mask. The rich texture of the Beauty Mask is designed to shield the skin and restore its vitality, supporting a toned, smooth finish.

### Directions for Use

Apply a unified layer with fingers or brush onto entire face and décolleté. Leave on for 7-10 minutes. The mask does not dry on the skin. Rinse off with disposable sponges and lukewarm water.



## Illuminating Gommage

[75 ml]

### Function

An effective exfoliating cream that purifies the skin, absorbing deeper impurities and sweeping them away. Illuminating Gommage contains parsley extract which is ideal for clarifying and detoxifying, removing dead skin cells and preventing environmental damage. Designed to optimize the effectiveness of a revitalizing treatment.

### Directions for Use

Apply a uniform layer of Illuminating Gommage onto face, under the chin area and if needed to the décolleté as well. Leave on for 3-4 minutes and remove using circular massaging movements. Use a wet cloth to remove the remains.



## Day Ampoule

[5 x 2 ml]

### Function

A revitalizing and balancing ampoule treatment. Features a unique and advanced detox-peptide and Alp rose stem cells which deliver supreme rejuvenation and hydration, providing the skin with a visibly younger looking texture.

## Night Ampoule

[5 x 2 ml]

### Function

This luxurious, effective treatment provides the skin with energizing essential nutrients. Using telosense-active and a rare marine algae extract, it reinforces the skin's natural renewal process and restores its state of vitality. The skin will have a fresh, bright, pristine appearance.

## Directions for Use

Snap ampoule open at neck using the enclosed ampoule opener as described in the illustrations on the inside of the cover. Apply onto thoroughly cleansed face, neck and décolleté, using circular massage motions until serum is completely absorbed. Follow up with a suitable cream. It is recommended that the treatment be used for a 5 day period, once every 3 months, i.e. once a season.

Note: We recommend using the remainder of the ampoule serum on the back of your hands.

\* It is important to use the whole product line in conjunction with the ampoules in order to ensure the best results, as the treatment plan is composed with each product building off of and working in harmony with the others. Complement the use of Muse Cell Shield Ampoules with use of the other products for home use. Apply a uniform layer onto face, neck and décolleté. Massage in gently until thoroughly absorbed.



## Enchanting Body Cream

[300 ml]

### Function

A light, easily absorbed innovative body cream. Helps skin retain moisture throughout the day. Leaves the skin smoother, healthier and delicately fragranced.



## Rejuvenating Body Oil

[300 ml]

### Function

A delicately unique and light formula that vanishes into the skin, sealing in moisture and essential nutrients. The Rejuvenating Body Oil leaves the skin silky, smooth and radiant. The Muse Body Oil is also suitable for use as a pampering massage oil.

91

### Directions for Use

Apply generously onto dry skin. Massage in until absorbed. Reapply as needed.

Note: Recommended to be used at night, after showering.

Apply generously onto body. Massage in gently until absorbed. The Rejuvenating Body Oil can also be used as a pampering massage oil.

Note: recommended to be used after a shower at night.



# *Unstress*

---





**CHRISTINA**  
It just works

# Unstress

---



Unstress is a unique treatment that soothes and prevents stress-induced skin damages. Unstress utilizes clinically proven bioactive agents to provide DNA and cell membrane protection, reducing skin vulnerability caused by environmental and personal stresses. Unstress treats premature ageing and restores the skin to its healthiest state by boosting the body's natural immune system and cell defense mechanisms.

---

## The Problem

---

Stress damages the immune system and inhibits normal cell function. External and internal factors such as sun exposure, pollution, smoking, hormonal imbalance and more damage the delicate balance of the skin and break down the skin's natural defenses. Skin becomes vulnerable to various dermatological disorders, trans-epidermal water loss (TEWL), limited water holding capacity of the stratum corneum, collagen-depletion and loss of elastin. These disorders often cause irritation, itching and inflammation, excess sebum secretion, sensitivity, dryness, wrinkles, dull complexion and generally prematurely ageing skin.

---

## Our Solution

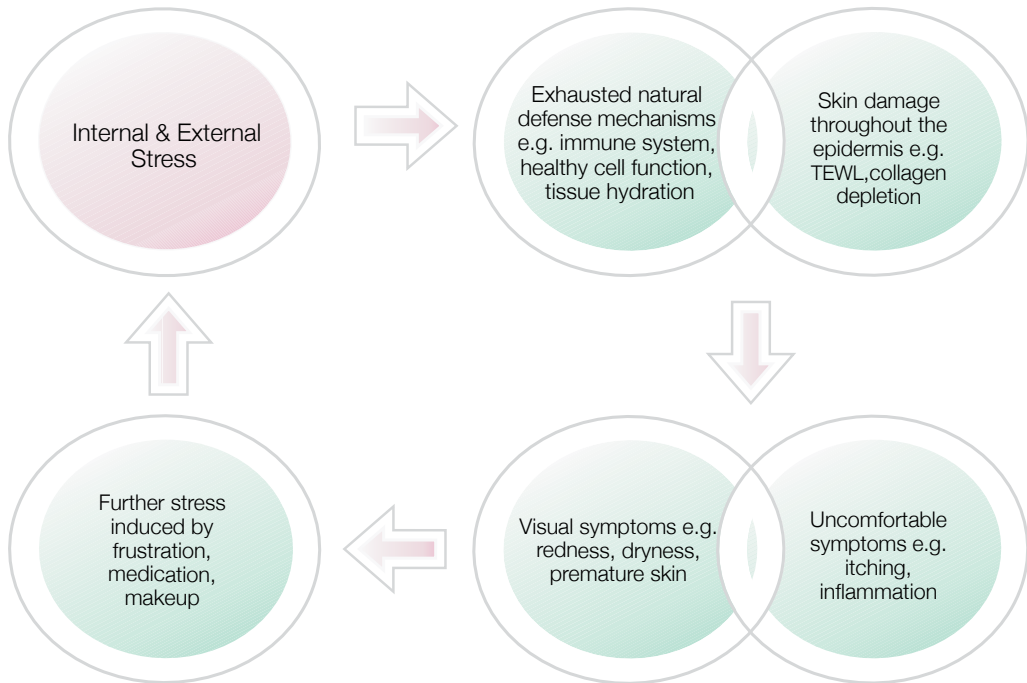
---

Unstress treats skin by addressing the internal causes and external symptoms. High doses of corrective agents boost the body's natural immune and cellular defense system, reducing skin vulnerability. Simultaneously, advanced anti-inflammatory, soothing and calming agents provide relief from stress-induced symptoms.

---

## The chain reaction of stress-induced skin damage

---



---

### Unstress uses a comprehensive approach to prevent, treat and soothe stress-induced skin damages

---

- Prevents premature skin ageing
- Rejuvenates and soothes stressed skin
- Relieves skin irritation, itchiness and edema
- Improves skin texture
- Infuses the skin with powerful antioxidants
- Decreases UVA radiation damages from oxidative stress

- Improves DNA protection and strengthens skin immunity
- Rebuilds cell tissue and stimulates cellular regeneration
- Improves collagen bio-synthesis
- Replenishes natural skin hydration and moisture

---

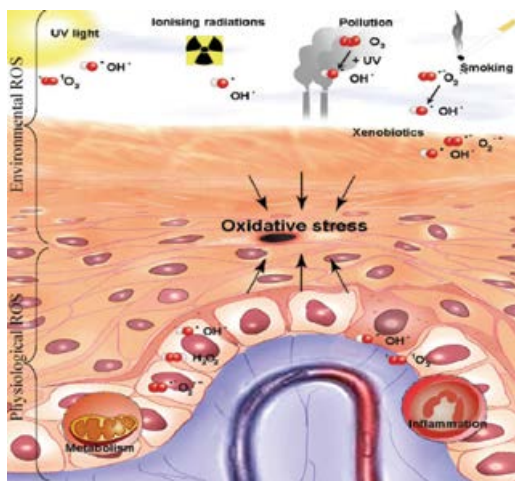
### The Science Behind Unstress Results

---

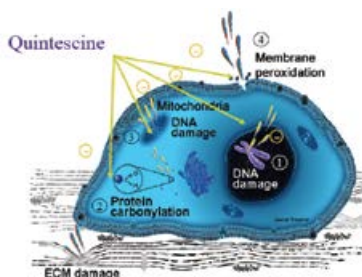
**Unstress** - a comprehensive combination of key ingredients that prevent and correct stress-induced damage, soothing and nourishing the skin.

## DNA protecting and immune-defense strengthening agents prevent stress-induced damage at its core

**Unstress** boosts the body's natural immune system and cell defense against environmental hazards, including UV and strong light, air pollutants such as ozone (O<sub>3</sub>) and ionizing radiation which generate reactive oxygen species (ROS). Inflammatory response to skin irritation, a common symptom of stressed skin, also increases ROS. ROS in turn causes DNA damage, protein carbonylation, mitochondrial damage and membrane peroxidation. Powerful antioxidant peptides protect DNA and increase the production of structural lipids which in turn reinforce the skin's natural defenses:



Environmental effect on oxidative stress




The Unstress treatment features several powerful, uniquely deep penetrating antioxidants including Quintescine known to protect all cell compartments against ROS by increasing the antioxidant defenses, protecting cell integrity and preventing premature skin ageing.

**Quintescine**, an antioxidant peptide, penetrates deeply, improves DNA protection and cell function to reinforce the skin's natural defenses and minimize vulnerability to stress-induced skin damages.

**Venuceane**, DNA-protecting algae that reinforces the coetaneous barrier, improves skin moisture and corneocyte cohesion.

It stimulates the production of stratum corneum's structural lipids to preserve and reinforce the skin's natural, physical and biochemical defenses.

## Visualization of corneocyte hydration by electronic microscopy after 56-days of treatment



CONTROL VENUCEANE™

## Heals the signs of internal and external skin damage

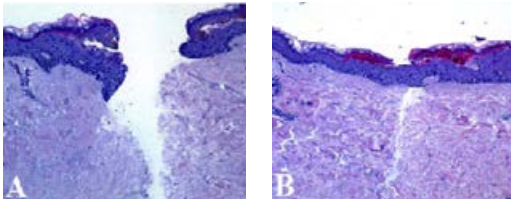
Advanced collagen-elastin regenerators, probiotics and natural lipids restore the skin barrier, minimize water loss, and heal internal infections. Stress induced damage is reversed for a smoother and calmer complexion: Ceramides represent 40% of the intercellular lipid cement and play an important role in the structure and quality of the horny layer. Ceramides are known to control several essential biological functions that minimize stress-induced skin damages. They

- regulate trans epidermal water loss (TEWL)
- unite the stratum corneum layers, thereby protecting the cells
- restore and regenerate the epidermal lipid barrier
- nourish the skin.

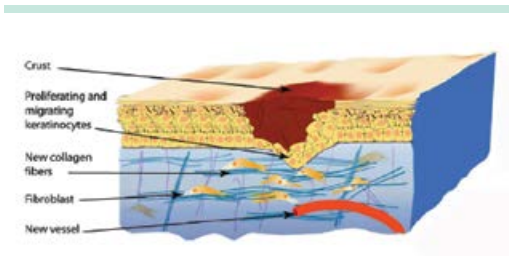


**Collaxyl** - a unique, deep penetrating peptide that enhances dermal collagen synthesis, strengthens the dermo-epidermal junction and improves epidermal regeneration and differentiation.

**Probiotic Lactobacillus** - a 'friendly bacteria' that crowds out pathogenic organisms and boosts natural immune system by protecting DNA and improving the natural skin protection mechanism against stress-induced symptoms.



Ex-vppo human skin, experimentally wounded collaxyl: 1%  
Sample culture: 72 hours Treatment: One single application  
A: Untreated human ex-vivo skin  
B: Treated human ex-vivo skin sample  
Collaxyl likely acts as a soluble messenger that rapidly triggers the regeneration process.  
Collaxyl enables complete "rapid" epidermal regeneration compared to the untreated skin.  
A good dermal repair is also observed.



Skin regeneration during wound healing.

During epidermal regeneration, keratinocytes actively synthesize ECM components, beta-1 integrin family and cytokeratins. They first migrate to cover the wound bed, then stratify and differentiate to finally reconstitute a full- thickness epidermis. Starting from DEJ reinforcement, collaxyl boosts homeostatic epidermal regeneration.

**Sodium hyaluronate** – is found naturally in our body and plays an important role in skin barrier function and stratum corneum hydration. Its excellent water holding capacity within the stratum corneum prevents skin damage while providing elasticity and suppleness.

**Omega-3, Omega-6** - fatty acids that provide moisture have anti-ageing and regenerative

properties.

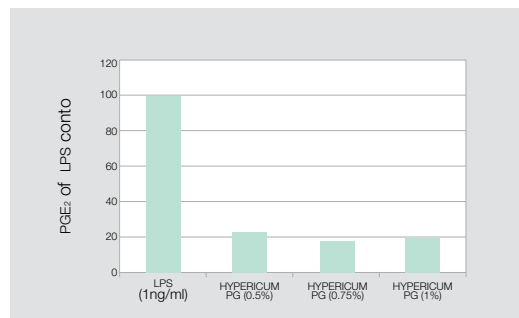
**Pycnogenol, calcium, selenium** - a complex of natural antioxidant nutrients and minerals which stabilize collagen to maintain skin elasticity and firmness while preventing inflammation and premature skin aging.

## Unstress provides relief from external symptoms

With a uniquely balanced selection of advanced anti-inflammatories, redness reducing agents and rich moisturizers, **Unstress** provides relief to stressed and irritated skin. The comprehensive **Unstress** treatment helps to stop the vicious cycle of stress-induced skin damage.

**Venuceane & cucumber extract** - soothe and calm irritated skin and provide strong anti-itching and anti-inflammatory relief.

**Hypericum perforatum** - a high quality standardized alpaflor extract with excellent anti-inflammatory activity and antiseptic qualities. It inhibits IL-1 and PGE2 which are responsible for excessive inflammation while soothing irritated skin and reducing symptomatic redness.



At a concentration of 1%, HYPERICUM PG inhibits PGE<sub>2</sub> release significantly.

**Frangipani milk** - a natural extract that relieves skin irritation and provides a calming effect on aggravated and edema skin.

# In-Salon and Spa Treatment Overview

## Step 1 - Gentle Cleansing Milk

Gently remove impurities and excess oil with this delicate, soap-free cleansing milk. Enriched with frangipani, arnica and calendula among other botanical extracts, the Gentle Cleansing Milk maintains the skin's natural moisture balance while cleansing. Stressed skin will be left radiant, clean, calm and prepared for optimal penetration of the Unstress treatment.



## Step 2 - Revitalizing Toner

The Revitalizing Toner delicately cleanses and stimulates skin. Infused with glycolic and lactic acids to stimulate cell regeneration as well as pro-vitamin B5 to maintain hydration and suppleness, this soap-free toner rebalances skin's pH levels and completes the cleansing process.



## Step 3 - Pro-Biotic Peel

The Probiotic Peel contains lactobacillus, the healthy bacteria found in yogurt. It rids the skin of pollutants, free radicals and damaging bacteria that cause premature ageing. Enriched with hypericum and frangipani, Probiotic Peel gently exfoliates without irritating, maintaining the skin's natural flora and autoimmune system.



---

### Step 3 - Forte Peel

---

With enriching ingredients such as Laminaria Ochroleuca marine extract, well-known for its calming effects, this concentrated peel is highly effective at relieving and preventing redness and irritation, leaving the skin bright and rejuvenated. The marine extract boosts dermal cohesion and defends against pollution, temperature differences, skin dryness and premature ageing. Delicately and effectively, the peel renews the skin's surface, leading to a radiant, refreshed, stress-free appearance. Formulated to revive stressed complexions, this active peel is especially useful in cases of reactive skin.

The Unstress Forte Peel was developed to replace the line's Pro-Biotic Peel when the skin condition requires it.



---

### Step 4 - Frangipani Concentrate

---

Frangipani Concentrate is a milk rich in flavonoids and essential oils that immediately soothes irritated skin. This intense formula calms and ensures long term stability to stressed skin, while leaving it evenly toned and relaxed.



---

### Step 5 - Total Serenity Serum

---

The Total Serenity Serum features a complex of advanced ingredients (deep penetrating antioxidant-peptide quintescine, hyaluronic acid and probiotic lactobacillus) to improve DNA protection and cell function and reinforce the skin's natural defenses. Fortified with vitamins and minerals, it reduces trans-epidermal water loss and prevents irritation, inflammation and itchiness.



---

## Step 6a - Relaxing Massage Cream

---

Featuring hyaluronic acid to retain vital moisture, together with pycnogenol to prevent calcium deficiency, Relaxing Massage Cream soothes and hydrates stressed skin. It adds protection at cellular level while improving skin elasticity, suppleness and resilience.



---

## Step 6b - Multi-Vitamin Supplement

---

Infused with a powerful combination of de-stressing and age-defying elements, enriched with Omega 3 & 6 fatty acids, vitamins and ceramides Multi-Vitamin Supplement regulates TEWL with a balanced hydro- lipidic film and protective coetaneous barrier. It boosts collagen and elastin biosynthesis, skin elasticity and resilience to environmental pollutants.



---

## Step 7 - Clarifying Mask

---

The Clarifying Mask minimizes environmental damage, reduces redness, and soothes skin with a potent combination of concentrated herbs and minerals. The rich anti-oxidant, detoxifying formula dramatically decreases stress-induced premature ageing, repels free radicals and evens out skin tone.



---

## Step 8 - Optimal Hydration Mask

---

The Optimal Hydration Mask provides intense hydration with its rich blend of wheat germ, ceramides and Calendula oils. This highly active complex blends with antioxidant peptides and concentrated minerals, collagen and elastin stabilizers and DNA-protecting ingredients that increase the skin's natural immune defense system, preventing stress-induced damage and premature skin ageing.



---

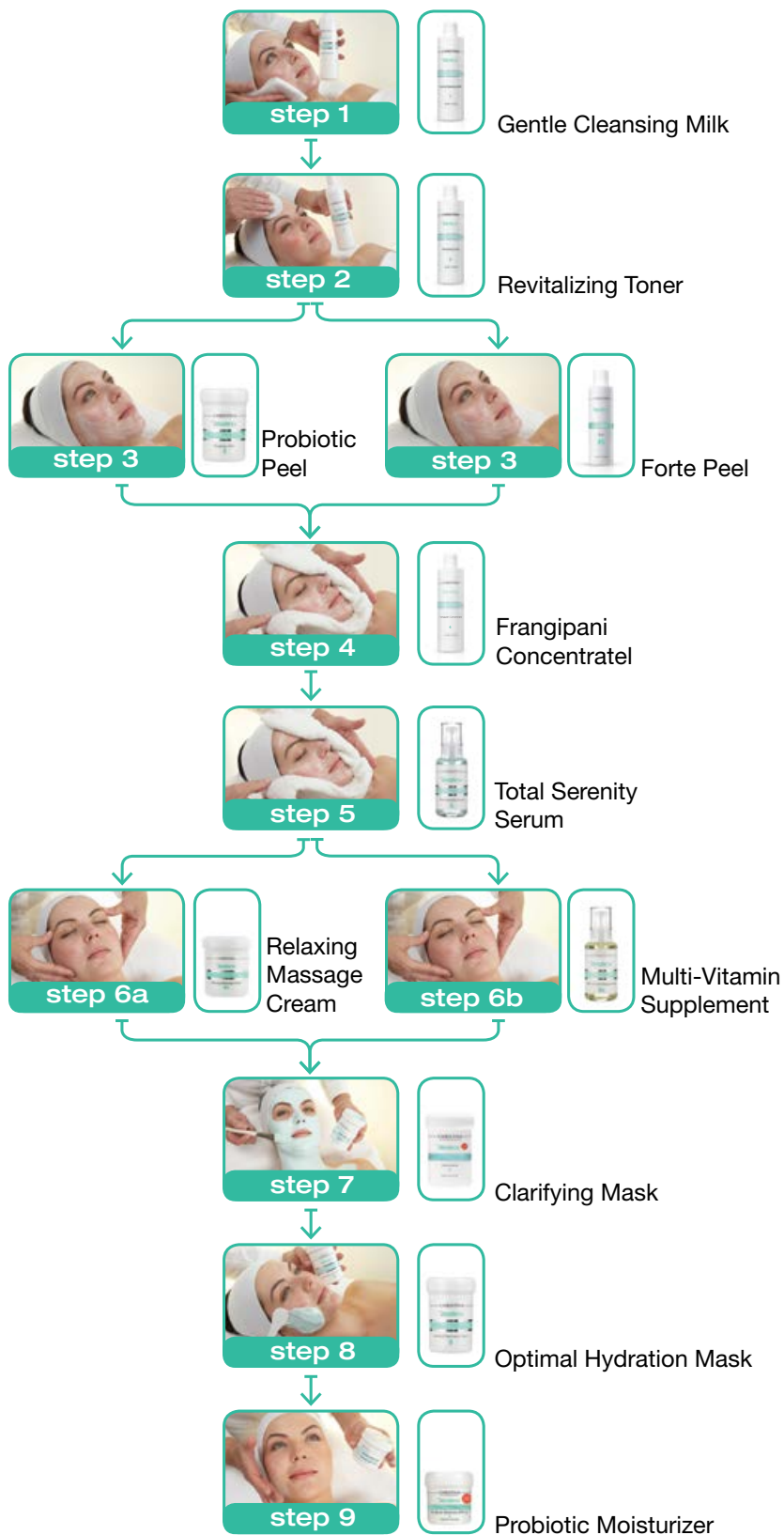
## Step 9 - Probiotic Moisturizer

---

The Pro-biotic Moisturizer locks in moisture and protects the skin from stress-induced damage. It maximizes the natural DNA-protecting properties and improves skin immunity, ensuring a balanced, radiant and smooth complexion.







# In-Salon Treatment Protocol Overview

This comprehensive treatment, designed for the prevention and correction of stress-induced damage, is recommended as a series of 6-10 weekly treatments, or as single treatment.



## Step 1 Gentle Cleansing Milk

[300 ml]

### Function

Gently cleanses without upsetting the skin's natural moisture balance.



## Step 2 Revitalizing Toner

[300 ml]

### Function

Cleanses, rebalances and stimulates cell regeneration.



## Step 3 Probiotic Peel

[250 ml]

### Function

Gently exfoliates without irritating. Increases the skin's immune defense and treats skin disorders.

103

### Directions for Use

Gently massage Gentle Cleansing Milk into entire face and neck. Remove with Revitalizing Toner.

### Directions for Use

Gently apply Revitalizing Toner with a moist cotton pad to remove the Gentle Cleansing Milk. Continue with step 3.

### Directions for Use

Apply a thin, uniform layer of the Pro-Biotic Peel onto the entire face. Leave on for 5-7 minutes. It is recommended to use a steamer during the treatment to soften the skin. Remove with a moist cotton pad. Follow with step 4.



### Step 3 Forte Peel

[150 ml]

#### Function

Balances, rejuvenates and stabilizes skin, delicately and effectively renewing skin surface and relieving irritation for a refreshed, radiant, stress-free and soothed complexion.

#### Directions for Use

With an applicator to apply a thin, uniform layer onto skin. Avoid contact with eye area. Leave on for about 2-4 minutes, in accordance with the skin's response. Rinse off with cold water and continue to Step 4.

\*The Peel may cause irritation of the skin. If this occurs, neutralize the acidity by rinsing the skin with cold water. Repeat the rinsing a few times, until the feeling subsides and the skin is calm.

\*The Unstress Forte Peel was developed with the intention to replace the line's Probiotic Peel, when the skin condition requires it.



### Step 4 Frangipani Concentrate

[300 ml]

#### Function

Soothes and calms stressed skin while creating a protective barrier against damaging environmental pollutants, free radicals and bacteria.

#### Directions for Use

Prepare a bowl with lukewarm or cold water. Add Frangipani Concentrate at a ratio of one glass of water to 10 ml (2 teaspoons) concentrate. Prepare a compress with a facial towel soaked in the frangipani solution & thoroughly wipe off the Probiotic Peel from the skin. Steam may be used. Continue with extractions if needed. Do not discard the remaining Frangipani liquid, it may be further used during the Unstress treatment.



### Step 5 Total Serenity Serum

[100 ml]

#### Function

Improves DNA protection and cell function to protect and reinforce the skin's natural defenses. Reduces TEWL to maintain healthy moisture levels and skin tone. Prevents and reduces irritation, inflammation and itchiness.

#### Directions for Use

Gently massage Total Serenity Serum onto the entire face, neck and décolleté with smooth, upwards strokes. Do not remove before continuing to step 6.



## Step 6a Relaxing Massage Cream

[500 ml]

### Function

Retains moisture and nourishes. Protects skin at cellular level, while preventing stress-induced skin ageing.

### Directions for Use

Massage Relaxing Massage Cream onto entire face, neck and décolleté, frequently adding drops of step 6b, Multi - Vitamin Supplement to your palms.



## Step 6b Multi-Vitamin Supplement

[100 ml]

### Function

Protects skin from stress- induced premature ageing. Helps cohesion of stratum corneum layers and protects horny layer quality. Strengthens the protective coetaneous barrier. Regulates trans epidermal water loss (TEWL) for improved skin hydration.

### Directions for Use

Frequently add Multi-Vitamin Supplement drops to your palms during step 6- facial massage.



## Step 7 Clarifying Mask

[250 ml]

### Function

Rich in antioxidants to help the skin repel free radicals. Helps build the skin's natural moisturizing factor (NMF). De- stresses skin.

### Directions for Use

Brush an even layer of Clarifying Mask onto the entire face, neck and décolleté. Leave on for 10 minutes and rinse off with a cool compress soaked in the remaining Frangipani concentrate. During this 10 minute period we recommend applying an eye compress soaked in Total Serenity Serum.



## Step 8 Optimal Hydration Mask

[250 ml]

### Function

Rich in Omega 3, increases immune defense activity. Strengthens stratum corneum. Improves hydration and elasticity. Calms skin and reduces redness.



## Step 9 Probiotic Moisturizer SPF 15

[150 ml]

### Function

Improves DNA protection and cell function. Strengthens the immune system. Prevents collagen and elastin loss. Protects against photo damage. Soothes, calms and provides immediate and long lasting hydration.

### Directions for

### Directions for Use

Apply a thin layer of Optimal Hydration Mask onto entire face, neck and décolleté. Leave on for 10 minutes, then massage in the remaining cream for a subtly glittering effect. Do not rinse or wipe off. Continue to step 9.

### Directions for Use

Complete the Unstress treatment by applying a thin, uniform layer of Pro-Biotic Moisturizer on top of the Optimal Hydration Mask.



# Home Treatment Products Overview

**Unstress** home care products are specially designed to continually prevent, minimize and reverse skin damages caused by environmental and personal stresses. Highly active ingredients detoxify and protect the skin, strengthening cell structure, restoring elasticity and hydration for a healthier, even-toned and soothed complexion.



## Absolute Relaxer

[30 ml]

### Function

Absolute Relaxer fortifies the natural cellular structure to restore resilience and elasticity to stressed skin. This innovative formula triggers the production of structural lipids throughout the skin with its rich blend of Hyaluronic acid which replenishes the skin's natural hydration mechanisms. DNA- protecting peptides and powerful antioxidants prevent trans epidermal water loss (TEWL) and strengthen cellular immunity, restoring suppleness while rejuvenating and firming facial contours.

### Directions for Use

Massage twice daily into wrinkle - prone areas, including eye area.



## Total Serenity Serum

[30 ml]

### Function

Total Serenity Serum instantly relieves, reduces and rebalances stressed skin for a healthier, calmer skin. Featuring super antioxidants as well as natural sea algae, this probiotic serum reinforces the skin's natural immune defenses with enhanced DNA protection and cell function, stabilizes collagen and elastin and strengthens skin structure. Enriched with Hyaluronic Acid, it replenishes the skin's natural hydration mechanisms, promoting a nourished, soothed and healthier skin.

### Directions for Use

Apply onto cleansed skin twice daily, in the morning under Pro - Biotic Day Cream, and at night under Harmonizing Night Cream.



## Pro-Biotic Day Cream SPF 15

[50 ml]

### Function

The Pro-Biotic Day Cream acts as a protective shield by boosting the skin's natural immune system. The Day Cream's active probiotic formula, enriched with deep penetrating antioxidant peptides, maximizes natural DNA- protecting mechanisms and cell function, helping sustain skin's protective barrier by locking in moisture and slowing down premature ageing caused by environmental stress, revealing a healthier, smoother and soothed complexion.

### Directions for Use

Apply a thin, uniform layer on top of Total Serenity Serum. Massage in gently until absorbed.



## Harmonizing Night Cream

[50 ml]

### Function

The Harmonizing Night Cream rebalances and strengthens the natural defense systems overnight. A powerful combination of peptides, hyaluronic acid and retinol, it protect the inter-cellular matrix, improving DNA protection, structural balance and cell regeneration. Skin recovers essential hydration and firmness for a smooth and vibrant look.

### Directions for Use

Apply a thin, uniform layer onto cleansed face and décolleté on top the Total Serenity Serum. Massage in until completely absorbed.



## Replenishing Mask

[50 ml]

### Function

The Replenishing Mask is a unique blend of natural and scientifically advanced calming and revitalizing agents. The vitamin B complex works in harmony with hypericum perforatum to boost over night cellular renewal. When used twice weekly, the Replenishing Mask repairs damaged tissues, treats inflammation and strengthens skin's natural defenses to reveal a more vibrant, radiant complexion.

### Directions for Use

Apply twice weekly onto cleansed skin after Total Serenity Serum or Harmonizing Night Cream. Leave on overnight. Mask will not dry.



## Eye & Neck Concentrate

[30 ml]

### Function

The sensitive neck and eye area are well protected with this luxurious, antioxidant, rich formula featuring the deep- penetrating dipeptide-4 that improves DNA protection and cell function while preventing further collagen and elastin loss. With hyaluronic acid, cucumber extract and sea water algae to nourish and protect vulnerable skin from the natural and environmental factors that cause premature ageing, this concentrate is enhanced with highly active pro- biotic ingredients to further reduce stress-induced flaws for a calm, even-toned and smooth complexion.

### Directions for Use

Gently pat a small amount of concentrate onto cleansed neck and eye area twice daily: in the morning under Pro-Biotic Eye and Neck Day Cream and at night under Harmonizing Eye and Neck Night Cream.



## Pro-Biotic Eye & Neck Day Cream

[30 ml]

### Function

The Pro-Biotic Eye and Neck Day Cream immediately and continuously infuses moisture deep into these delicate skin areas while fighting environmental damage. The deep-penetrating, antioxidant-rich formula reduces stress-induced inflammation, redness and premature ageing, leading to a radiant, soothed skin.

### Directions for Use

Apply a thin, uniform layer onto cleansed neck and eye contour every morning with a smooth, upward motion.



## Harmonizing Eye & Neck Night Cream

[30 ml]

### Function

Deep-penetrating DNA-protecting peptides, collagen and elastin stabilizers, powerful antioxidants and retinol restore the skin's natural defense barrier, preventing and reversing stress-induced skin damage. This ground-breaking formula triggers the production of structural lipids throughout the skin, reinforces natural structure and inhibits trans epidermal water loss (TEWL) for long-lasting protection.

### Directions for Use

Apply a thin uniform layer onto cleansed neck and eye contour with a smooth, upward motion.



## Quick Performance Calming Cream

[30 ml]

### Function

This unique formula restores essential moisture deep in the skin's matrix, immediately improving skin moisture and cellular structure. The combination of replenishing botanical extracts provides fast relief from stress-induced skin disorders including irritation, inflammation, dryness, redness and itchiness. It also improves DNA protection and cell function, regenerates the stratum corneum's intercellular lipids, reduces trans epidermal water loss (TEWL) and detoxifies the skin.

### Directions for Use

Apply a thin uniform layer onto entire face whenever the skin displays stress-induced symptoms.



## Comfort Cleansing Mousse

[200 ml]

### Function

This non-irritating, soap-free mousse soothes irritated skin and maintains natural moisture levels while gently removing make-up and other stress-induced impurities.

### Directions for Use

Massage gently into entire face and rinse.



## Gentle Cleansing Milk

[300 ml]

### Function

Gently remove impurities and excess oil with this delicate, soap-free cleansing milk. Enriched with botanical extracts, it reduces dryness and maintains your skin's natural moisture balance, for a clean and soothed complexion.

### Directions for Use

Gently massage into entire face and neck. Remove using Stabilizing Toner.



## Stabilizing Toner

[300 ml]

### Function

Cleanse, calm and stabilize stressed skin with this delicate formula enriched with pro- vitamin B5 to maintain vital hydration and suppleness.

### Directions for Use

Apply the Stabilizing Toner with a cotton pad.



## A collection of Christina Young skincare products. The products include three tall orange bottles of 'moisturizing facial wash', 'purifying toner', and 'hydrating cream'. There are also three smaller clear bottles with orange caps, labeled 'Action Remover', 'absorbent fix', and 'light skin treatment'. A small white tube of 'Gentle Skin Care' is also visible. The products are arranged in a group, with some in the foreground and others in the background. The brand name 'CHRISTINA young' is prominently displayed on each product.





---

**CHRISTINA**  
It just works

# forever Young

---



Forever Young, with its unique anti-ageing bio-peptide formula, reduces and prevents symptoms of ageing skin by mimicking the characteristics of natural proteins found in young skin. Innovatively capable of deep penetration, Forever Young molecules delay and reverse environmental, hormonal, biological and stress-induced damage by fortifying the skin's natural functions and protective mechanisms, and by helping rebuild lost tissue.

Essential ingredients - proteins, sea-derived albumins, vitamins, minerals, oligo elements, antioxidants, tannins, moisturizing agents, fruit acids and herbal extracts - promote cellular repair and regeneration.

Forever Young anti-ageing formula is based on scientifically advanced peptides and phytosterols combined with innovative botanical blends. Its active ingredients and high-tech delivery systems address the causes of ageing skin inside the epidermis towards the dermis, where collagen fibers boosting skin elasticity develop.

---

## The Problem

---

Over time skin structure begins to deteriorate and symptoms of ageing as wrinkles and expression lines become clearly visible. Wrinkles, expression lines, reduced elasticity and moisture loss are just a few easily recognized signs. Stress, illness, fatigue and hormonal imbalance can affect the skin along with climatic changes, use of unsuitable products, smoking, alcohol consumption, neglect of the skin, exposure to sun and free radicals. The body's natural regenerative mechanisms cannot revitalize injured or damaged cells fast enough to maintain skin quality.

---

## Our Solution

---

### Forever Young immediate benefits:

- Smoothes, firms and tightens skin
- Increases skin hydration, leaving skin soft and glowing
- Infuses vitamins and rejuvenates skin

### Forever Young long-term benefits:

- Maintains optimal levels of hydration
- Rebuilds cells
- Promotes cell growth and differentiation
- Thickens epidermis, increases granular layer
- Improves overall quality of skin

The **Forever Young** anti-aging formula utilizes five powerful, scientifically advanced active ingredients - epidermal G. F peptide (GFP), epidermal thymic factor (ETF) acetyl pentapeptide, fibronectin biomimetic peptide (FBP), melanstatine DM (MDM) amino acids, and phytocohesine PSP - in concert with an innovative combination of more traditional active ingredients with powerful anti-aging properties. These ingredients penetrate deep into the skin to minimize the development and appearance of surface wrinkles, soften facial expression lines, firm and lift the skin, resulting in a younger, healthier complexion.

---

## The Science Behind

---

### Forever Young Active Ingredients

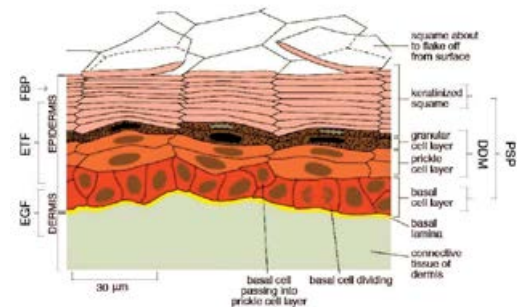
---

**Forever Young** anti-ageing formula is based on scientifically advanced peptides and phytosterols combined with innovative botanical blends. Its active ingredients and high-tech delivery systems address the causes of ageing skin inside the

epidermis towards the dermis, where collagen fibers boosting skin elasticity develop.

- G.F. peptide (GFP)
- thymophytane S (ETF)

The well-balanced combination of biomimetic peptides and beta-phytosterol rejuvenates cells through increased hydration, cell cohesion, keratin formation. It reduces the visibility of skin pigmentation.



---

## Syn-TC

---

This latest scientific development in peptide sequencing increases the formation of undamaged, stable and homogeneous collagen which makes up 75% of skin proteins, providing structure and firmness. It stimulates gene expression thanks to the presence of a specific ligand which leads to a specific receptor on the target cell. The innovative, intelligent targeted delivery system is ten times more efficient in terms of cell and skin penetration.

### Benefits:

- smoother skin with a softer touch
- improved elasticity and firmness
- reduced appearance of lines and wrinkles
- overall younger-looking skin

---

## NIO-ACTIVE

---

This botanical and biotechnological complex is a highly effective anti-oxidant and skin moisturizer. It contains protein peptides, amino-

acids, nucleic acids, vitamins that make up the main components of natural moisture factors. The amino-acid and nucleic acids are easily absorbed, nourish the skin and lead to cell proliferation and collagen synthesis. Lipids and essential nutrients render the skin soft, elastic, and well hydrated.

**Benefits:**

- reinforces skin metabolism
- reduces wrinkle visibility and dryness common in ageing skin.
- softens the skin
- improves elasticity

**NIO-OLIGO HA** - short hydrolyzed hyaluronic acid and kaempferol. This hyaluronidase inhibitor enhances penetration into deeper layers of the epidermis. HA significantly improves water retention, increases skin elasticity and is an important agent in tissue repair, cell proliferation and differentiation. This new, scientific combination promotes the restoration of skin firmness, moisture and elasticity.

**Neomatrix Biofunctional** – an advanced pentapeptide linked to dermal remodeling response and wrinkle repair. Helps skin improve fibroblast strength – young cells have better capacities to remodel the matrix.



## Step 1 - Purifying Gel

This oil-alcohol-free Purifying Gel relies on natural, active ingredients such as saponaria and quillaja extracts to gently, yet thoroughly, cleanse the skin and remove makeup, environmental pollutants and oily residue. The tannin-rich formula tightens skin and triggers the firming process from the very first application.



## Step 2 - Infra-Peel Lotion

Based on a rich combination of 8% alpha-hydroxyl acids, glycolic acid, lactic acid, and natural soaps quillaja and saponaria, the exfoliating Infra-Peel Lotion prepares the skin for the peeling process. The unique formula opens up pores to ensure adequate absorption of the active ingredients in the following steps.



## Step 3 - Red Wine Peel

Alpha-hydroxyl acid and an innovative combination of melanin-blocking, lightening agents, vitamins and natural plant extracts remove dull, lifeless skin for a light, radiant glow. The advanced formula stimulates blood flow, thereby enriching cells with oxygen to rebuild collagen and elastin for increased elasticity and radiance.





---

### Step 3 - Forte Peel

---

A combination of especially effective ingredients such as glycolic, lactic and tartaric acids accelerates exfoliation and cell renewal, while Artemia Salina plankton's special regenerative and skin-enhancing properties protect against DNA and UV damage and photo-ageing. With improved collagen and elastin synthesis, skin texture is improved and the appearance of wrinkles is minimized. The Forte Peel revitalizes the skin, leaving it smooth and youthfully pristine. \*The Forever Young Forte Peel was developed with the intention of replacing the product line's peel – Red Wine Peel, when skin's condition requires it.



---

### Step 4 - Regenerating Under Mask

---

This biological, regenerating Under Mask contains goat, wheat and almond-derived milks and is enriched with phytosterols and growth factors that firm, tighten, moisturize and nourish the skin. The innovative combination of ingredients increases skin cell metabolic activity, infuses moisture and creates pressure to fill wrinkles from within. The Under Mask furthers the formation of a healthy hydro-lipid film.



---

### Step 5 - Bio-lifting Powder & Bio-Firming Serum

---

Bio-Firming Serum and Bio-lifting Powder / Bio-Firming Serum boost tissue renewal and restore biochemical skin properties. The innovative 2-part formula was designed for simultaneous use to support the peeling process within the skin and ensure multiple anti-ageing benefits: a long-lasting tightening effect, blurred wrinkles and strengthened skin defense mechanisms. The skin feels and looks strongly invigorated.





---

## Step 6a - Radiance Moisturizing Mask

This non-oily, transparent Radiance Moisturizing Mask provides maximum hydration, saturating skin with vitamins A, C, K, and beta-carotene for effective antioxidant photo-protection. Five state-of-the-art, concentrated biomimetic peptides - epidermal thymic factor (ETF), acetyl pentapeptide-1, G.F. peptide, fibronectin biomimetic peptide, dermostatyl (DM), and phytocohesine (PSP) protect against and blur away signs of ageing while hydrating, blemishing skin melanin discoloration and increasing skin volume.



---

## Step 6b - Active Firming Algae Mask

This innovative Active Firming Algae Mask enhances cell vitality and the renewal of firming tissues while balancing epidermal moisture. The advanced formula features Spirulina seaweed with optimal levels of powerful amino acids and proteins for fresh, supple and younger looking skin.



---

## Step 7 - Total Renewal Serum

This advanced, 80% concentrated, moisturizing serum penetrates the skin down to the cellular level for a long-lasting effect. The innovative formula features powerful active ingredients - epidermal thymic factor (ETF), acetyl pentapeptide-1, G.F. peptide - that stimulate epidermal growth and rejuvenation. Glycerin gently moisturizes the skin while polysilicone-11 fills wrinkles and instantly smoothes them, making the skin appear more voluminous.



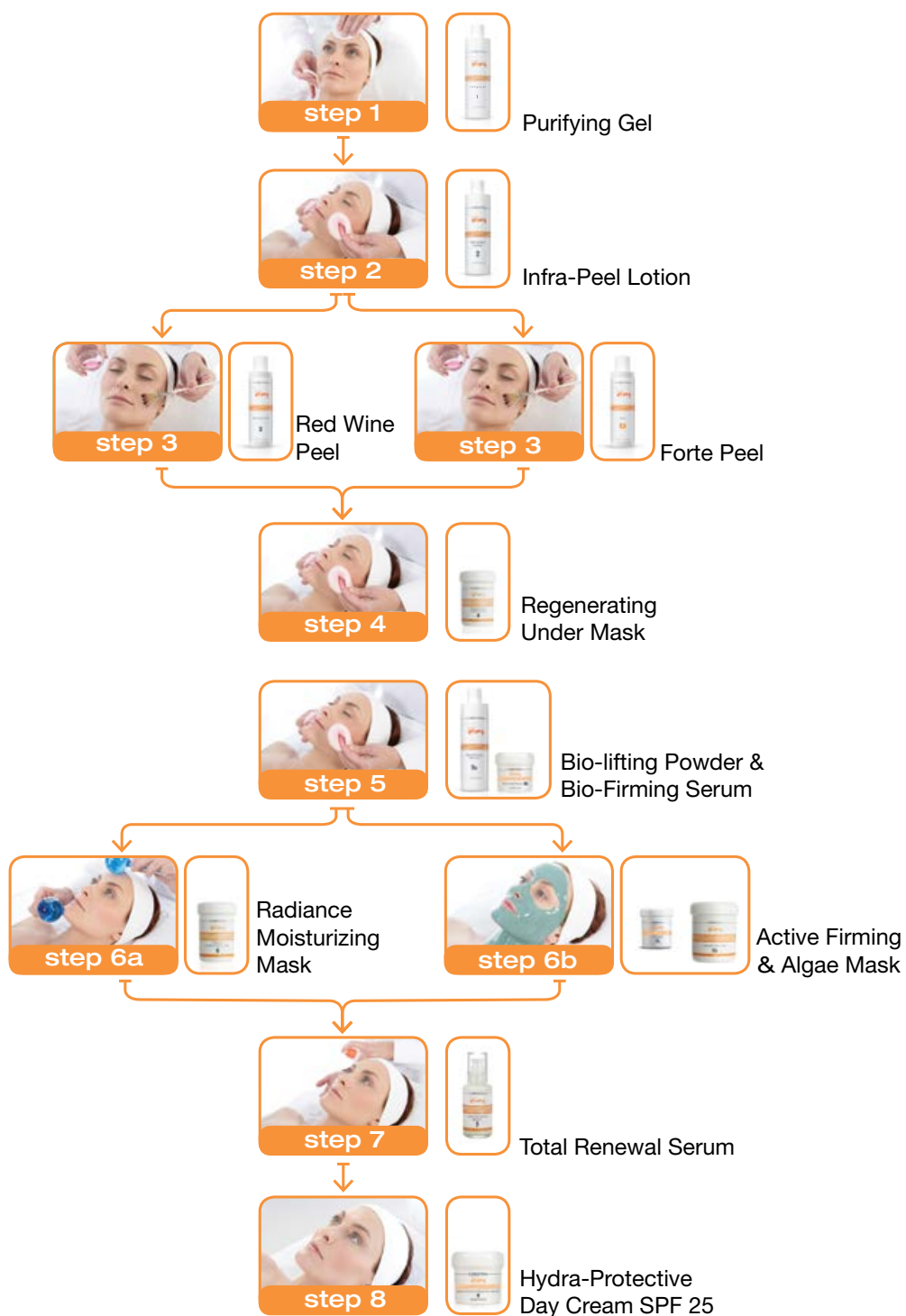
---

## Step 8 - Hydra-Protective Day Cream SPF 25

---

Formulated to deliver long-lasting hydration and high-level protection without clogging skin pores, the Hydra-Protective Day Cream is a unique combination of high SPF, UVA/UVB filters and advanced cellular-level skin rebuilders. Powerful active ingredients including epidermal thymic factor (ETF), acetyl pentapeptide-1 and G.F. peptide boost tissue renewal and restoration of the skin's biomechanical properties.





# In-Salon Treatment Protocol Overview



## Step 1 Purifying Gel

[300 ml]

### Function

Triggers the skin firming process, cleansing and smoothing it.

### Directions for Use

Apply with moist disposable sponges and massage gently into skin until makeup and dirt residue is removed. Rinse thoroughly with warm water.



## Step 2 Infra-Peel Lotion

[300 ml]

### Function

Prepares skin for the peeling process.

### Directions for Use

Soak cotton pad in lotion and wipe face thoroughly. Do not rinse. Avoid eye contact.

Note: Do not use on irritated or extra-sensitive skin. May be used to test skin sensitivity before applying masks.



## Step 3 Red Wine Peel

[150 ml]

### Function

Exfoliates and brightens skin.

### Directions for Use

Apply a thin, even layer with a Q-tip or brush, avoiding eye contact. Leave on for 3-5 minutes, depending on skin sensitivity. Wipe off thoroughly with a damp cloth until the tingling sensation disappears. After peeling, wait 2-3 minutes. For sensitive or thin skin, wait only 1-2 minutes. Massage and cool skin for 2-3 minutes with cooled beauty globes.

Note: Do not apply on irritated skin.



### Step 3 Forte Peel

[150 ml]

#### Function

Exfoliates, protects and renews the skin



### Step 4 Regenerating Under Mask

[250 ml]

#### Function

Firms, tightens and moisturizes the skin



### Step 5 Bio-Firming Serum & Bio-Lifting Powder

[300/150 ml]

#### Function

Supports peeling process and ensures long-lasting tightening effect

#### Directions for Use

With an applicator apply a thin, uniform layer onto skin. Avoid contact with the eye area. Leave on for approximately 2-4 minutes, in accordance with the skin's reaction. Rinse off with cold water and continue with Regenerating Under Mask.

\*The peel may cause irritation. If such a reaction does occur, neutralize the acidity by rinsing off with a generous amount of cold water, until the feeling disappears and the skin is calm.

\*The Forever Young Forte Peel was developed with the intention of replacing the Red Wine Peel, when skin's condition requires it.

#### Directions for Use

Apply a generous layer onto skin. Massage in with upward motions for 10-15 minutes. Add purified water and continue with cooled beauty globes for 5 minutes to enhance the treatment's firming properties. Allow for total absorption of the mask. Do not rinse off. Continue with Step 5.

#### Directions for Use

With brush mix 1 teaspoon powder with 2 teaspoons serum and apply a thin, uniform layer onto neck and face, including lips and eye area. The customer should avoid any facial movements. Do not rinse off before continuing to Step 6a.



### Step 6a Radiance Moisturizing Mask

[250 ml]

#### Function

Hydrates the skin and saturates it with vitamins



### Step 6b Active Firming Algae Mask

[500 ml]

#### Function

Stimulates cell vitality and tissue renewal while balancing epidermal moisture



### Step 6b Anti-Puff Eye Mask

[500 ml]

#### Function

Smooths wrinkles, tightens skin and reduces puffiness

#### Directions for Use

Apply a generous layer of Radiance Moisturizing Mask onto face. Leave on for 5-7 minutes. Massage in with fingers, alternating with cooled beauty globes. Remove with a wet cloth.

#### Directions for Use

Mix 30 grams of the Active Firming Algae Mask powder with gradually added 90 ml of water into a thick, smooth blend. Immediately, using a spatula, apply generously onto the entire face and a thinner layer onto the neck. Leave on to dry for 7-10 minutes into a firm, elastic mask that models, supports and lifts the skin. Avoid facial movements to enhance the wrinkle-smoothing properties of the mask. To remove, peel off gradually towards the nose in one smooth movement. Use a wet towel to remove residue. Continue with Step 7.

#### Directions for Use

Combine 20g powder with 60ml. mineral water into a uniform paste. Cover the eyes with gauze pads. Using a spatula, apply to the eye contour. Leave on for 7-10 minutes, and peel off intact.





## Step 7 Total Renewal Serum

[100 ml]

### Function

Penetrates skin to cellular level for maximum long- lasting action and renewal

### Directions for Use

Apply onto face, neck and décolleté, and gently massage in until completely absorbed.



## Step 8 Hydra - Protective Day Cream - SPF 25

[150 ml]

### Function

Delivers long-lasting hydration and protection without leaving film or clogging

### Directions for Use

Apply a thin, uniform layer on top of serum. Massage in gently until absorbed.



125

# Home Treatment Products Overview

Forever Young home care kits offer total body coverage for a comprehensive anti-ageing treatment. All of the home care products are designed to complement and maximize the results obtained with in-salon treatments.



## Moisture Fusion Serum

[30 ml]

### Function

This moisture infused serum is enriched with an innovative peptide concentrate that accelerates the skin's own natural production of hyaluronic acid within the skin. It improves optimal skin hydration levels by binding water to the skin, preventing it from evaporating, thus providing long lasting moisture retention. With its combined peptides and active moisturizing ingredients, the serum improves and strengthens collagen fibers, stimulates the synthesis and rebuilding of elastin tissues for improved volume, elasticity, tonicity and a natural face lift effect.

### Directions for Use

Apply a few drops to cleansed skin twice a day. Continue with Moisture Fusion Cream.



## Moisture Fusion Cream

[50 ml]

### Function

The super-concentrated lightweight cream provides optimal, long lasting hydration by supplying the skin with a unique moisturizing complex. Enriched with extra low molecular weight, biotechnologically advanced nano hyaluronic acid, this unique formula allows deep penetration into the horny layers, resulting in a suppler, firmed and well moisturized skin.

### Directions for Use

Apply daily a thin even layer of the Moisture Fusion Cream onto cleansed face on top of Moisture Fusion Serum.



## Absolute Fix

[30 ml]

### Function

The advanced anti-ageing serum supplement is an effective alternative to Botox treatments for deep facial expression lines. It mimics the deconstructive action of Botox and gradually reduces the appearance of deep facial expression lines and wrinkles, improving at the same time skin tone. Its formula is an optimal combination of vitamins A and C which support collagen synthesis and skin rejuvenation, and vitamin B which enhances the effectiveness of the biomimetic polypeptides. Enriched with shea butter for increased elasticity, the serum promotes cell adhesion and epidermal repair. Absolute Fix calms and revitalizes, leading to an even tone and texture. The skin looks radiant, revitalized and rejuvenated.

### Directions for Use

Apply onto lined areas twice daily and rub in. Safe for face and eye contour. Can be used under makeup.



## Total Renewal Serum

[30 ml]

### Function

Instantly smoothing and hydrating, the advanced, concentrated serum penetrates into skin, correcting it at its cellular level for maximum, long-lasting cell renewal and rejuvenation. Age-defying active ingredients - epidermal thymic factor (ETF), acetyl pentapeptide-1, G.F. peptide, fibronectin biomimetic peptide, dermostatyl (DM), and phytocohesine (PSP) promote keratin and filaggrin synthesis, tissue renewal and restoration of the skin's biomechanical properties, cell adhesion and epidermal repair, suppressing melanin discoloration and strengthening the skin barrier.

### Directions for Use

Apply onto cleansed skin twice daily: in the morning under Hydra-Protective Day Cream and at night under the Repairing Night Cream or Radiance Moisturizing Mask.



## Hydra Protective Day Cream

[50 ml]

### Function

A "heaven in a jar" formula for skin rejuvenation and protection. Formulated to deliver long-lasting hydration without heaviness or skin clogging. Relies on a unique combination of high SPF, UVA/ UVB filters and advanced cellular-level skin rebuilders to reduce and prevent the signs of ageing.

### Directions for Use

Apply a thin, uniform layer on top of a serum. Massage in gently until absorbed.



## Repairing Night Cream

[50 ml]

### Function

A non-oily Repairing Night Cream enriched with phytosterols extracted from avocado oil and shea butter to calm the skin and reduce irritation. Features vitamins A and E for maximum skin renewal benefits. A unique combination of active rejuvenators, epidermal thymic factor and fibronectin biomimetic peptide increases skin-building keratin, promotes protein synthesis and strengthens the skin's Langerhans cells, protecting against infections.

### Directions for Use

Apply a thin, uniform layer of Repairing Night Cream onto cleansed face, neck and décolleté. Massage in until completely absorbed.



## Radiance Moisturizing Mask

[50 ml]

### Function

Packed with vitamins and moisturizers, this luxurious, non-oily mask stays amazingly moist overnight, saturating skin with vitamins A, E, C, K and beta-carotene for antioxidant photo-protection. Four state-of-the-art, concentrated biomimetic peptides protect against and reverse signs of ageing: ETF increases keratin and fillagrin synthesis, GFP boosts the immune response; fibronectin biomimetic peptide enhances cell adhesion and epidermal repair; dermostatyl (DM) suppresses melanin discoloration and phytocohesine (PSP) boosts hydration and skin barrier regeneration.

### Directions for Use

Apply onto cleansed skin twice weekly on top of serum. Leave on overnight, and rinse off in the morning.

Note: Mask will not dry.



## Eye Zone Treatment

[30 ml]

### Function

This advanced, deep penetrating serum reverses and prevents the signs of ageing eye contour by reducing fine lines, dark circles and puffiness while minimizing fatigue symptoms. Featuring a unique combination of age-defying bio-peptides including the natural rejuvenating E.T.F, this complex eye zone treatment reverses the aging process by moisturizing, smoothing, regenerating and calming the delicate eye contour for a younger appearance.

### Directions for Use

Apply a thin, uniform layer of Eye Zone Treatment Serum onto cleansed eye contour day and night. Continue with Rejuvenating Day Eye Cream SPF-15 or Active Night Eye Cream.



## Rejuvenating Day Eye Cream

[30 ml]

### Function

Enriched with shea butter, high SPF and state-of-the-art age-fighters, the cream revitalizes the eye contour with its quick-absorbing, noncomedogenic properties. Fortified with advanced cell renewal ingredients such as praline-derived palmitic acid and epidermal thymic factor, Rejuvenating Day Eye Cream displays dramatic results.

### Directions for Use

Apply daily a thin, uniform layer onto cleansed eye contour. Gently pat dry.



## Active Night Eye Cream

[30 ml]

### Function

Revitalize the eye contour overnight with this advanced anti-ageing formula featuring vitamin A and phytosterol-rich avocado oil to calm the skin and reduce irritation. This innovative formula contains a unique rejuvenating combination of state-of-the-art epidermal thymic factor and fibronectin biomimetic peptide to increase skin-building keratin, promote protein synthesis and strengthen the skin's Langerhans cells.

### Directions for Use

Apply a thin, uniform layer to cleansed eye contour. Gently pat dry. Leave on over night.



## Hydra - Protective Winter Cream SPF 20

[50 ml]

### Function

Specially designed to protect skin against the effect of cold weather, this ultra-rich nourishing formula contains a unique molecular structure that locks in moisture and prevents skin from drying out in cold weather. The cream is rapidly absorbed, leaving on a thin film to lock in moisture.

### Directions for Use

Apply a thin, uniform layer on top of a serum. Massage in gently until absorbed.



## Lip Zone Revitalizer SPF 15

[20 ml]

### Function

This light, non-oily cream targets around-the-mouth lines with a unique combination of scientifically proven age-fighters: avocado- and shea butter-derived phytosterols for reducing wrinkles, epidermal thymic factor (ETF), acetyl pentapeptide-1 for replacing keratin and filaggrin synthesis lost through ageing and for increasing skin's immunity, and praline extracts for hydrating and erasing fine lines.

### Directions for Use

Apply a thin, uniform layer of Lip Zone Revitalizer SPF 15 to cleansed lips and lip contour twice daily.



## Eye Rescue

[10 ml]

### Function

Advanced scientific ingredients, soy proteins and natural moisturizers work synergistically to reduce swelling around the eyes, soothe and smooth away puffiness, provide deep hydration and increase elasticity. Fortified with G.F. peptide and epidermal thymic factor (ETF) acetyl pentapeptide-1, the Eye Rescue leads to instant and long-lasting relief.

### Directions for Use

Gently apply onto eye contour under Day Rejuvenating Eye Cream SPF-15 or Night Active Eye Cream for long-term effects. For immediate lifting effect, apply on top of Day Rejuvenating Eye Cream SPF-15 or Night Active Eye Cream.



## Smooth Eye Mask

[50 ml]

### Function

The innovative Smooth Eye Mask is enriched with biomimetic peptides - fibronectin biomimetic peptide for enhanced cell adhesion and repair; epidermal thymic factor for increasing keratin and filaggrin synthesis, G.F. peptide for tissue renewal and restoration of the skin's biomechanical properties, dermostatyl - DM for treating and preventing discoloration and phytocochesine PSP for hydrating and skin barrier enhancing. Vitamins A, B, C, E and F strengthen the epidermis and skin cell membranes, protect against photo-damage and saturate skin with antioxidants.

### Directions for Use

Apply a thin, uniform layer onto cleansed eye contour. Leave on for 10 minutes and remove with a wet cotton pad. Continue with Rejuvenating Day Eye Cream SPF-15, Active Night Eye Cream or Eye Rescue. May also be used on neck and lips.



## Moisturizing Facial Wash

[300 ml]

### Function

A botanical-based facial wash removes pollution, dirt and makeup without irritating the skin. Quillaja and saponaria extracts rich in antioxidants purify, fight free radicals and trigger the skin firming process. Hydration is boosted by alpha-hydroxy derivatives, while glycolic acid gently removes dead cells to reveal a smooth, fresh and radiant complexion.

### Directions for Use

Massage in gently for 2 minutes off with lukewarm water. Rinse off.





## Purifying Toner

[300 ml]

### Function

The gentle antioxidant-rich, alcohol-free toner contains natural cleansers quillaja and saponaria to remove stubborn dirt, makeup residue and excess oil. Fortified with witch hazel, a natural astringent and enriched with a well balanced pH formula to fit to the skin's needs, it leaves the skin fresh and radiant.

### Directions for Use

Apply toner with a cotton pad. Massage in gently until dirt and makeup residue is removed.



## Gentle Cleansing Milk

[200 ml]

### Function

The luxurious oil-free Gentle Cleansing Milk removes impurities and excess oil while improving skin moisture. This non- comedogenic cleansing milk enriched with vitamins E, A , glycolic acid and botanical extracts fights free radicals and removes dead cells, dirt and makeup residue. Gentle Cleansing Milk reduces dryness and balances the skin's natural moisture levels, revealing a soothed, supple skin.

### Directions for Use

Gently massage into entire face and neck. Remove with Purifying Toner.



## Balancing Toner

[300 ml]

### Function

Balancing Toner enriched with quillaja and saponaria and a high concentration of alpha-hydroxy acids gently removes dull surface layers and pollutants, cleansing and toning skin without over-drying. This alcohol-free, moisturizing toner lightens, refines and renews all skin types, restoring ideal pH levels.

### Directions for Use

Apply gently onto cleansed skin twice daily with a cotton pad.



## Dual Action Makeup Remover

[100 ml]

### Function

This gentle, non-oily Dual Action Makeup Remover enriched with sodium hyaluronate commonly used in moisturizing eye - drops, instantly cleanses, smoothes and moisturizes, leaving skin hydrated and calm. A refreshing combination of cucumber, chamomile and angelica soothe the eye contour and help reduce puffiness.

### Directions for Use

Shake bottle before use. Apply with a cotton pad and wipe gently until all traces of makeup are removed. Suitable for all skin types.



## Day Ampoule

[5 x 2 ml]

### Function

These ampoules represent a new generation in anti-ageing, with amazing abilities to fill wrinkles from within. Enriching and reparative, the ampoules contain an innovative anti-wrinkle peptide that stimulates synthesis of the 6 major components of the skin matrix (collagen I, III, IV, fibronectin, hyaluronic acid and laminin 5). This combination smoothes skin from within, providing a lifting effect. Homeo-Age™, derived from algae and rich in vitamins and minerals helps stimulate cellular growth and rejuvenation, decreasing the appearance of fine lines and wrinkles.

With a noticeably high concentration of youth-promoting ingredients, the ampoules repair and protect against environmental damage.

### Directions for Use

Snap ampoule open at neck. Apply to thoroughly cleansed face and neck, using circular massage motions until serum is completely absorbed. Continue with a suitable cream. It is recommended that the treatment be used for a 5 day period, once every 3 months - i.e. once a season.

Note: Use any remaining ampoule serum on the back of your hands.

\* It is important to use the whole product line in conjunction with the ampoules in order to ensure best results, as the treatment plan relies on each product building on and working in harmony with all the others.

## Night Ampoule

[5 x 2 ml]

### Function

Sophisticated and highly effective with a ground-breaking delivery system, the ampoules rejuvenate and revitalize the skin, filling up wrinkles from within for a delightfully firm and smooth complexion. A breakthrough in cosmetic science, anti-ageing component TetraPeptide-26 (developed through advanced molecular biology research) induces natural DNA repair and increases collagen fibers presence in the skin.

In combination with anti-ageing peptides, Albizia Julibrissin plant extract fights off the effects of glycation, refreshing the skin and assisting in diminishing wrinkles and visible signs of fatigue. The potent formula of these ampoules is especially effective at night, when exposure to environmental damage is minimal.

# Body Treatments Products Overview



## Exfoliating Scrub

[200 ml]

### Function

The Exfoliating Scrub formula activates the skin's natural rejuvenation processes with effective age-reversers that defeat dry, ageing skin and restore youthful beauty. Beta-hydroxy acid repairs and renews skin. Wine extract enriched with antioxidant tannins and polyphenols combats free radicals and firms the skin. Tartaric acid gently removes photo-damage. Centella asiatica extract boosts blood microcirculation.

### Directions for Use

Apply generously onto wet skin. Massage in for several minutes with fingertips. Rinse off thoroughly with warm water. Daily use is recommended prior to Forever Young Body Serum, Oil, Lotion or Cream.



## Silky Matte Cream

[250 ml]

### Function

A matte textured, low-oil body cream reverses signs of ageing by mimicking young skin's natural moisturizing factor (NMF). With high levels of clinical moisturizers to smooth and firm the skin, it also treats stretch marks. Quick-absorbing and lightly scented, the Silky Matte Cream relies on the latest biomimetic polypeptides to enhance cell adhesion, growth, migration and microcirculation. The innovative formula also contains sericin, serica, epidermal thymic factor (ETF) acetyl pentapeptide-1, shea butter, vitamins A, E and Centella asiatica that help soften and rejuvenate the skin

### Directions for Use

Apply generously onto dry skin. Massage in until absorbed. Re-apply as needed. Recommended for daily use following Forever Young Body Scrub, Serum and Oil.



## Ultra-Nourishing Lotion

[200 ml]

### Function

This lightly scented, clinical anti-ageing Ultra-Nourishing Lotion removes dry, ageing skin with the most advanced biomimetic polypeptides available by improving cell adhesion, promoting cell growth and migration, boosting microcirculation and enhancing cellular contact. High concentrations of olive oil and olive-derived squalane nourish and hydrate. A unique mixture of shea butter and cetyl esters increases elasticity and minimizes stretch marks.

### Directions for Use

Apply onto entire body. Massage in until absorbed. Recommended for daily use following Forever Young Body Scrub, Serum and Oil.



## Ultra-Hydrating Hand Cream SPF 15

[75 ml]

### Function

Feather-light and utterly unique, this daily hand aid treats and protects skin from everyday wear, tear and photo-damage. Packed with biomimetic polypeptides for enhanced cell adhesion, growth, migration and microcirculation, it fights ageing from the ground . Shea butter and phytosqualane moisturize, nourish, soften and renew the skin, while retinol enhances cellular regeneration, corrects sun damage and lightens discoloration.

### Directions for Use

Apply generously and massage into hands until absorbed. Re-apply before prolonged sun exposure. Recommended for daily use.



## Foot Cream Pampering

[75 ml]

### Function

The light, quickly absorbed cream contains high levels of shea butter to soften and smooth the skin and deodorizing ingredients to eliminate foot odor. Its combination of eucalyptus and tea tree oils keeps feet healthy and free of red, itching scales. This pampering foot cream softens, smoothes and refreshes.

### Directions for Use

Massage into clean, dry feet as often as desired!



# Forever Young Men Treatment Product Overview



## Extra-Action Scrub

[75 ml]

### Function

This gentle foaming formula uses beta-hydroxyl acid, wine extract with antioxidant tannins and polyphenols, and tartaric acid to repair, renew and protect post-scrub skin. Centella asiatica extract boosts microcirculation for energy, vitality and firming action. Light, effective and clean-smelling, this advanced exfoliant protects skin from premature ageing and photo-damage, locking in moisture and leaving the skin smooth and younger-looking.

### Directions for Use

Apply generously onto wet face. Massage in with fingertips. Rinse off thoroughly with warm water.



## Fortifying Aftershave Gel

[75 ml]

### Function

A double action treatment for soothing and advanced anti-ageing. Enriched with skin-softening agents, aloe vera, chamomile and hamamelis to purify, cool and heal razor burns. Hyaluronic acid penetrates deeply to moisturize parched skin. The innovative formula stimulates cell regeneration and improves skin tone for a younger, healthier look.

### Directions for Use

After shaving, apply the Fortifying Aftershave Gel onto skin. Massage in until absorbed. Follow with Forever Young Age Fighter Cream.



## Age-Fighter Cream SPF 15

[75 ml]

### Function

This matte-textured product uses the newest UVA and UVB filters for maximum sun protection without leaving a white film on skin. The Age-Fighter Cream reverses signs of ageing by mimicking young skin's rebuilding mechanisms, with epidermal thymic factor (ETF) acetyl pentapeptide-1 for increasing keratin and G.F. peptide for tissue renewal and restoration of the skin's biomechanical properties. The state-of-the-art, lightweight moisturizing cream repairs and protects the skin.

### Directions for Use

Apply onto cleansed skin. Massage in until absorbed, and re-apply if needed. Recommended for daily use following Forever Young Extra Action Scrub and Fortifying Aftershave Gel.

135

# *wish*

---







---

**CHRISTINA**  
It just works

# *Wish*

---



**Wish** is an innovative anti-ageing treatment for mature skin that slows down and reverses skin damage. **Wish** boosts the body's natural anti-ageing mechanisms with its rich blend of active ingredients. Together with Christina's line of **Wish** home care products, **Wish** professional treatments ensure real, long term improvements in skin quality, for a younger, smoother and even-toned looking skin.

---

## The Problem

---

Wrinkled, dull and thin skin textures are well recognized and unavoidable signs of ageing, the result of natural processes such as reduced skin elasticity, muscle movement, natural water loss, free radicals, hormonal imbalance, slowed down metabolism and natural skin thinning. These natural processes are accelerated by environmental factors such as damaging sun rays, pollution, harsh weather conditions and personal lifestyles including unhealthy diets, alcohol consumption, smoking and medication.

Preventing ageing and promoting a younger looking skin requires extensive, pro-active treatments and entails more than merely focusing on the earliest signs of maturing skin such as fine lines and wrinkles.

---

## Our Solution

---

**Wish** reverses skin damage by fortifying the skin's own natural repair abilities. Christina's

unique combination of advanced bio-peptides, antioxidants, brighteners and rejuvenators has been clinically proven to stimulate tissue regeneration, induce cellular renewal and promote collagen synthesis for improved skin vitality, immunity, and metabolism.

**Wish** treats the internal and external causes of maturing skin by supplementing and enhancing natural antiageing mechanisms and restoring its natural, healthy structural properties. It promotes epidermal regeneration and strengthens the inter-cellular matrix. Moreover, it improves water retention for increased volume, suppleness and an overall healthier appearance.

**Wish** features a combination of the most advanced active ingredients including thioctic, phytic and ferulic acids, Idealift, melatonin, the youth accelerator Cimicifuga Racemosa and lycopene, to effectively fight free radicals with advanced skin penetrating agents, protect skin from damaging environmental factors, treat and prevent collagen loss and treat non-visible infections.

These active ingredients smooth the skin by increasing moisture levels and skin elasticity, treat wrinkles from the inside and reduce the appearance of expression lines for a smoother, younger appearance.

### Wish short-term benefits:

- Immediate 300% increase in eye and neck moisture levels
- 8 hour-lasting increase in eye and neck moisture by 87%
- 44% reduction in the appearance of wrinkles
- 60% smoother eyes and neck areas
- Lightens, smoothes and evens skin texture
- Protects skin from harsh UV rays and environmental pollutants
- Firms and revitalizes skin
- Infuses skin with free radical fighting agents

### Wish long-term benefits:

- Up to 38% improvement in skin elasticity
- 38% reduction in the appearance of expression lines
- Visible improvement in tightening and toning facial contour, including the jaw line
- Increases skin vitality and immunity
- Lightens skin color and tone for a more even, youthful appearance
- 50% increase in the lifecycle of healthy skin cells for an optimal anti-ageing effect
- Rebuilds tissue cells
- Promotes healthy cell growth and differentiation for optimal anti-ageing effect
- Increases the diffusion of metabolizers into the skin for increased energy and rejuvenation

## The Science Behind Wish Results

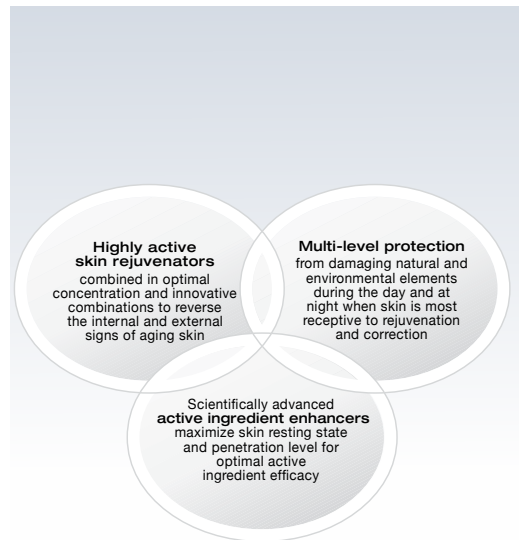
**Wish** age-defying 8-step treatment is designed to prevent and reverse the signs of ageing. It treats external symptoms while protecting the skin's delicate balance.

A unique blend of advanced peptides prevents wrinkle formation, blocking the neurotransmitter signals that cause muscles to contract. By reducing facial muscle contraction, the skin maintains its firmness, which hinders the formation of wrinkles.

Boosted by scientifically advanced peptide performance, **Wish** achieves three powerful actions:

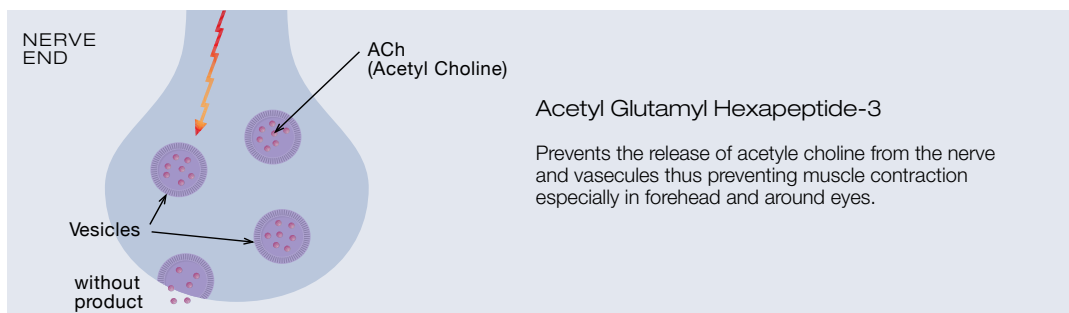
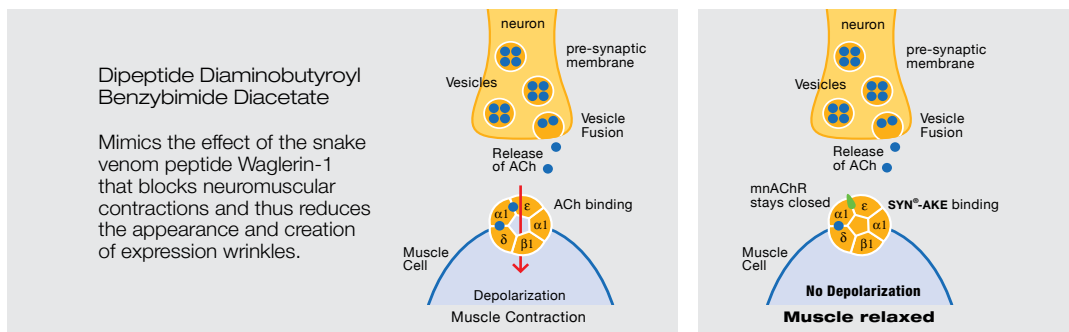
- Highly active skin rejuvenators combined in optimal concentration reverse the internal and external signs of maturing skin by strengthening natural youth-retaining properties. Scientifically advanced active ingredient enhancers maximize skin resting state and penetration levels for optimal efficacy.

- Multi-level protection against natural and environmental factors during the day when the skin needs protection from the environmental hazards and at night when the skin is mostly receptive to rejuvenation and correction.
- Scientifically advanced active ingredient enhancers maximize the skin's resting state and penetration levels for optimal performance.



## Scientifically Advanced Peptide Performance

**Wish** addresses maturing skin at its core, utilizing a unique blend of advanced peptides that prevents wrinkle formation: Dipeptide Diaminobutyroyl Benzylamide Diacetate and Acetyl Glutamyl Hexapeptide-3. These peptides block the neurotransmitter signals that cause muscles to contract. By reducing facial muscle contraction, skin maintains its firmness and wrinkles cannot form.



## Step 1 - Micelle Microemulsion Toner

The alcohol and soap-free Micelle Microemulsion Toner thoroughly cleanses the skin, removes makeup, dirt and pollution residues, while glycolic acid gently removes dead cells. With the natural antioxidant power of pomegranate and hibiscus extracts, it cleanses and moisturizes the skin while ensuring that natural essential oils are restored. The innovative formula contains high levels of natural solvents derived from almond oil for gentle, effective toning, leaving the skin clean, moisturized and with ideal pH levels for continuous freshness.



## Step 2 - Age - Defying Exfoliator

The warming Age-Defying Exfoliator is a gentle peel, effectively nourishing and purifying, providing optimal rejuvenation. Based on a balanced combination of natural extracts infused with antioxidants, brighteners and active ingredients including ferulic, phytic and lipoic acids, the Age-Defying Exfoliator stimulates blood flow, increases cellular respiration and removes residues and toxins, while its mint oil cools the skin and reduces irritation.



## Step 2 - Forte Peel

Wish Forte Peel reveals dramatically smoother, firmer skin. Ingredients like Artemisia and apple vinegar improve blood circulation to the capillaries and lighten, brighten and tone the skin. Cleansing and purifying the skin of impurities, the peel reduces the appearance of wrinkles and imperfections, enhancing the skin's radiance and natural vitality. \*The Wish Forte Peel was developed to replace Age-Defying Exfoliator, when skin's condition requires it.



---

### Step 3 - Rejuvenating Serum

---

Rejuvenating Serum accelerates the production of natural hormones and increases the production of healthy cells to rejuvenate and protect the skin against free radicals, sun damage and pollution. Enriched with phytic, kojic and ferulic acids to restore skin vitality, lighten hyperpigmentation, improve elasticity and increase skin immunity, promoting youthful softness and radiance.



---

### Step 4 - Complexion Repairing Microemulsion

---

Complexion Repairing Microemulsion contains a unique blend of scientifically advanced ingredients combined to enhance the penetration of active ingredients into the skin. Enriched with powerful moisturizers, ferulic and phytic acids, age-fighting antioxidants and skin lighteners, it leaves the skin smooth, hydrated and healthy-looking.



---

### Step 5 - Invigorating Mask

---

The unique Invigorating Mask, enriched with a high concentration of natural minerals like zinc, magnesium and calcium increases the absorption of restorative active ingredients into the skin for a more youthful appearance. Centella Asiatica enhances microcirculation, while anti-ageing nutrients firm and repair photo damage. Skin is left soothed, refreshed and invigorated.





---

## Step 6 - Reviving Mask

---

Wish Reviving Mask enhances microcirculation, while powerful active ingredients such as ferulic and phytic acids firm and repair damaged skin. With natural cranberry and bearberry plant extracts, it lightens the skin and increases the absorption of restorative ingredients for a more youthful appearance with a refreshed and invigorated complexion.



---

## Step 7 - Eye and Neck Lifting Serum

---

The sesame-based Lifting Serum tightens and moisturizes the skin for an immediate, visible anti-wrinkle effect. Enriched with highly concentrated active proteins that shrink and tighten when applied, it immediately firms and smoothes skin by 60% and increases moisture by 30% within 30 minutes after application. This age-defying serum leaves eye and neck areas soft and as smooth as silk.



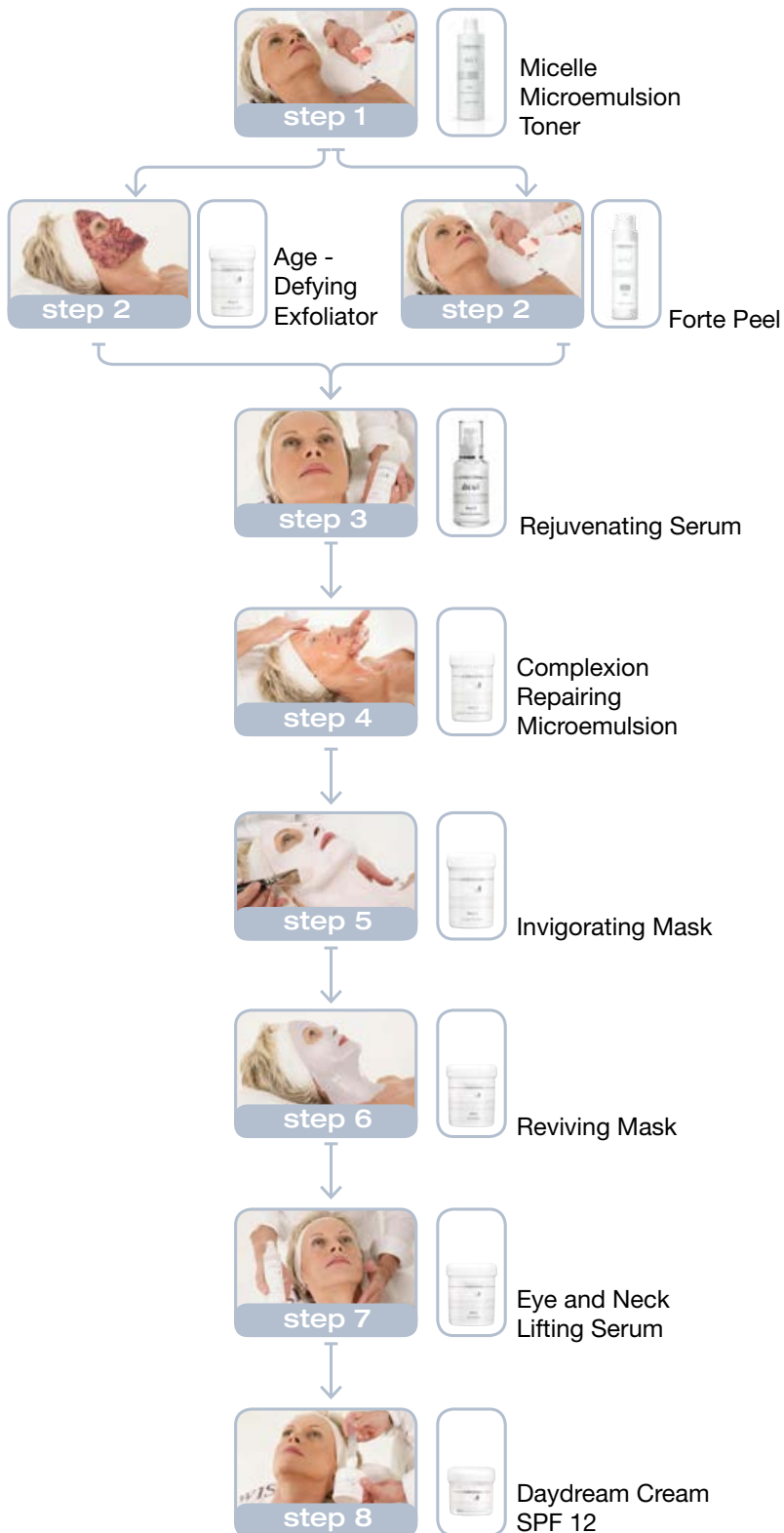
---

## Step 8 - Daydream Cream SPF 12

---

Daydream Cream SPF 12 is the final step of the Wish treatment. Rich in antioxidants, it stimulates the production of healthy cells to protect skin from environmental factors that cause premature skin ageing. Enhanced with anti-ageing phytic and ferulic acids, the cream lightens, protects, rejuvenates and increases skin vitality. Daydream Cream is fortified with Cimicifuga Racemosa for enhanced skin penetration and scientifically advanced long-lasting SPF 12 for a smooth and healthy complexion all day long.





## In Salon Treatment Protocol Overview

This comprehensive anti-ageing salon treatment is especially designed to address maturing skin and is recommended as a series of 6-12 treatments every 10 weeks, or as a single treatment.



### Step 1 Micelle Microemulsion Toner

[300 ml]

#### Function

Cleanses skin, removing makeup, dirt, pollution - residue and dead skin cells.



### Step 2 Age-defying Exfoliator

[250 ml]

#### Function

Stimulates blood flow for enhanced repair at cellular level. Enables effective cell nourishing, purification and oxygenation for optimal rejuvenation.



### Step 2 Forte Peel

[150 ml]

#### Function

Wish Forte Peel polishes and brightens, revealing dramatically smoother, firmer skin with reduced visibility of wrinkles and imperfections.

#### Directions for Use

Lightly apply Micelle Molecular Toner onto entire face and neck areas with a cotton pad, avoiding eye area. Follow with Step 2.

#### Directions for Use

Apply a thin, uniform layer, avoiding eye area. Massage in gently. Leave on for 2-4 minutes, depending on skin thickness. Remove gently with a damp towel or rinse off with water. Perform comedone extraction if necessary and disinfect area by wiping gently with Micelle Microemulsion Toner. Follow with Step 3.

#### Directions for Use

Use an applicator to apply a thin, uniform layer of Wish Forte Peel onto skin. Avoid contact with eye area. Leave on for 2-4 minutes, in accordance with the skin's response. Rinse off with cold water. Follow with Step 3.

Note: The Peel may cause irritation. If such a reaction does occur, rinse with generous amounts of cold water, until the feeling dissipates and the skin is calm.

\*The Wish Forte Peel was developed to replace Age-Defying Exfoliator when skin condition requires it.



### Step 3 Rejuvenating Serum

[100 ml]

#### Function

Rejuvenating Serum contains powerful phyto-estrogens that boost cell proliferation in deeper epidermis layers, leaving the skin smooth, glowing and young looking. Phytic and kojic acids promote even tone, while ferulic acid boosts rehabilitation

#### Directions for Use

Apply a thin, uniform layer of Rejuvenating Serum onto cleansed face and neck. Leave on and continue to Step 4.



### Step 4 Complexion Repairing Microemulsion

[250 ml]

#### Function

Enhances penetration of active ingredients into the skin, while smoothing and hydrating.

#### Directions for Use

Apply a thin, uniform layer of Complexion Repairing Microemulsion on top of Rejuvenating Serum and gently massage into face, neck and décolleté for approximately 15 minutes, occasionally adding water for moisture. Do not remove. Follow immediately with Step 5.



### Step 5 Invigorating Mask

[250 ml]

#### Function

Nourishes the skin with minerals and essential herb extracts.

#### Directions for Use

Apply a thin, uniform layer and leave on for 10 minutes. Remove with damp towel or rinse off with water. Continue with Step 6.



## Step 6 Reviving Mask

[500 ml]

### Function

Enhances microcirculation while infusing anti-oxidants, firming and repairing skin damage.



## Step 7 Eye & Neck Lifting Serum

[100 ml]

### Function

Tightens and moisturizes skin for an immediate visible anti-wrinkle effect.



## Step 8 Daydream Cream SPF 12

[150 ml]

### Function

Protects skin against natural and environmental factors causing premature skin ageing.

### Directions for Use

Put 30 grams of the Reviving Mask powder into a bowl. Gradually add 90 ml of water while swiftly mixing to obtain a thick, smooth blend. With a spatula apply generously onto the entire face and a thinner layer onto the neck area. Allow mixture to dry for 7-10 minutes into a firm though elastic mask that models, supports and lifts the skin. Avoid any facial movements in order to enhance the wrinkle-smoothing properties of the mask. To remove, peel off gradually towards the nose in one smooth movement. Use a damp towel to remove any remaining traces. Continue with Step 7.

### Directions for Use

Apply a thin, uniform layer of serum around eye contour and onto neck area, including the jaw line contour. Do not remove. Continue with Step 8.

### Directions for Use

Apply a thin, uniform layer onto clean face and neck, on top of the Eye and Neck Lifting Serum. Massage in until absorbed.

# Home Treatment Products Overview



## Absolute Confidence

[30 ml]

### Function

This innovative age-defying serum features two scientifically advanced bio-mimetic peptides that work in concert to prevent lean muscle contractions around the eyes and forehead, thus visibly reducing expression wrinkles. Acetyl Glutamyl Hexapeptide-1 mimics the activity of the botulinum toxin A enzyme that prevents muscle contractions. It significantly reduces wrinkle depth.

Dipeptide Diaminobutyryl Benzylamide Diacetate mimics the effect of the snake venom peptide Waglerin-1, safely ensuring effective prevention of expression lines and wrinkles.

### Directions for Use

Massage into wrinkle-prone areas, including eye contour, twice a day. May be used under makeup.



## Day Cream SPF 12

[50 ml]

### Function

The Day Cream is an anti-ageing treatment that protects mature skin against adverse environmental factors. Enhanced with the potent antioxidants and anti-ageing phytic, ferulic and lipoic acids, the Day Cream boosts strength and cells proliferation. This advanced cream is fortified with Idealift for enhanced skin penetration, calming and firming. Promotes greater cell energy and faster cell membrane activity. Nourishes and rejuvenates, leaving skin smooth and healthy-looking.

### Directions for Use

Cleanse skin and apply daily a thin, uniform layer of cream onto face and neck. Massage in until absorbed.



## Night Cream

[50 ml]

### Function

This innovative night cream has been especially formulated to intensify skin rejuvenation. Featuring the powerful Cimicifuga Racemosa "youth accelerator", it protects ageing, vulnerable skin against free radicals. Lycopene works synergistically with melatonin to enhance the skin's resting state, maximizing skin rejuvenation and increasing the lifecycle of healthy skin cells by 50%. It increases the production of ATP (adenine tri-phosphate) in cell mitochondria for increased energy supply.

Night Cream contains fatty acids (vitamin F), the essential building blocks for cell membrane structure, rejuvenating and restoring skin vitality and youthfulness.

### Directions for Use

Cleanse skin and apply a thin, uniform layer of cream onto face and neck overnight. Massage in until absorbed.





## Rejuvenating Serum

[30 ml]

### Function

Rejuvenating Serum features high concentrations of powerful active ingredients to restore what time has taken away. Powerful pro-estrogens accelerates the production of natural hormones, boost anti-ageing processes, resulting in a younger-looking skin. The ultimate antioxidant, lipoic acid, increases the energy of healthy cells to rejuvenate and protect maturing skin against free radicals and pollutants. It also restores antioxidant vitamins C, B and E to their original form, improving their ability to fight free radicals and neutralize them. Phytic and kojic acids lighten and smooth skin, while ferulic acid increases skin's immunity. Rejuvenating Serum restores skin vitality for a healthier, younger appearance.

### Directions for Use

Apply a thin, uniform layer of serum onto cleansed face twice a day. May be used alone or under Day or Night Creams.



## Day Eye Cream

[30 ml]

### Function

This non-oily cream is designed to protect and revitalize the sensitive areas around the eyes. It features the most advanced free radical fighters including anti-ageing phytic acid to lighten up, smoothe and naturally exfoliate the eye contour area. Ferulic acid increases vitality and strengthens while lipoic acid increases cell energy and the proliferation of healthy cells. Its effect is maximized with the scientifically advanced Idealift- the enhancer of active ingredients penetration. Rich in essential fatty acids, antioxidants and UV protectors, the Day Eye Cream rejuvenates the eye area and protects it for a more youthful appearance.

### Directions for Use

Apply daily a thin, uniform layer of Day Eye Cream onto cleansed eye area. Pat in gently. Can be used under makeup.



## Night Eye Cream

[30 ml]

### Function

When skin is at rest, the Night Eye Cream works to rebuild cell tissue and stimulate healthy cellular regeneration by as much as 50%. Enriched with Cimicifuga Racemosa "youth accelerator", Night Eye Cream protects skin against damaging free radicals. Used overnight, the Night Eye Cream increases keratin levels, promotes protein synthesis and reinforces cell immunity in the sensitive eye area.

### Directions for Use

Apply a thin, uniform layer onto cleansed eye area. Pat in gently. Leave on overnight.



## Eye & Neck Lifting Serum

[30 ml]

### Function

This sesame-based lifting serum tightens and moisturizes skin for an immediate, visible effect. The active, hydrolyzed sesame proteins shrink, tighten and smooth the skin by 60%. Moisture increases by 87% 30 minutes after application.

This powerful serum eliminates unwanted micro-organisms and prevents undesirable cell division that causes long term damage. The age-defying Eye and Neck Lifting Serum leaves eye and neck areas soft and as smooth as silk.

### Directions for Use

Apply a thin, uniform layer onto cleansed eye contour and neck areas twice a day. May be used alone or under Day or Night Creams.



## Bi-Phase Makeup Remover

[100 ml]

### Function

The refreshing, non-oily Bi-Phase Makeup Remover gently removes eye makeup instantly, leaving the skin clean, smooth, calmed and moisturized.

### Directions for Use

Shake bottle before use. Gently wipe off makeup with a clean cotton pad until all traces are removed. Suitable for all skin types.



## Exfoliating Scrub

[75 ml]

### Function

Featuring mint extract to cool and calm the skin, this delicate scrub gently exfoliates, removing the upper stratum corneum and leaving the skin smooth and ready for Day or Night Cream treatments.

### Directions for Use

Apply once or twice weekly onto damp face, avoiding eye area. Massage in for two minutes and rinse off with lukewarm water or wipe off with a damp towel.



## Deep Nourishing Mask

[75 ml]

### Function

This Deep Nourishing Mask turns back time with powerful youth hormones that affect the internal dermal layers and diminish external ageing skin symptoms. The mask features anti-ageing phytic and kojic acids to lighten up and smooth, ferulic acid to increase vitality and strength, and the ultimate antioxidant, lipoic acid, enhanced with Idealift to increase cell energy and proliferation of healthy cells. The mask rejuvenates maturing skin while improving skin firmness for a more defined, younger facial contour. It moisturizes with sodium hyaluronate and glycerin moisturizers as well as Dipalmitoyl Hydroxyproline, building the water reservoir inside the skin for enhanced youthful softness, wrinkle reduction and a younger appearance. This Deep Nourishing Mask also contains antioxidant- rich and skin rejuvenating vitamins A, E and C. Enriched with shea butter and avocado oil containing phytosterols, it increases elasticity, reducing the visibility of wrinkles.

### Directions for Use

Apply a thin, uniform layer onto cleansed face and neck twice weekly. Leave on for 15-20 minutes. Rinse off with lukewarm water or wipe off with damp towel.



## Radiance Enhancing Cream

[50 ml]

### Function

This highly active alpha-hydroxyl cream with 10% glycolic acid is the ultimate intensive rejuvenating treatment that dissolves the inter-cellular "glue," enabling outer skin layers to separate for effective exfoliation and total rejuvenation. This cream is enriched with retinol for enhanced glycolic activity. It promotes protein synthesis in the deeper epidermal layers, which boosts natural skin rejuvenation. Anti-ageing phytic and kojic acids lighten up and smooth skin. Ferulic acid, the natural UV protector, prevents undesirable cell division that causes long term skin damage. Radiance Enhancing Cream rejuvenates and restores youthful skin vitality that time has taken away, revealing a healthier, more youthful appearance.

### Directions for Use

Cleanse skin and apply a thin, uniform layer onto face and neck twice weekly. Massage in until absorbed. Leave overnight.



## Facial Wash

[300 ml]

### Function

This mild, moisturizing facial wash deeply cleanses the skin, removes makeup, dirt and pollution residue. The wash combines glycolic acid that removes dead cells, natural acetic and lactic alpha hydroxyl derivatives that hydrate the skin, the natural cleansing and astringent agent, Saponaria, as well as the natural calming agents Chamomile and Witch Hazel (Hamamelis). The skin emerges clean, hydrated and moisturized.

### Directions for Use

Lather Facial Wash and lukewarm water. Massage in gently for two minutes and rinse off with lukewarm water.



## Purifying Toner

[300 ml]

### Function

An alcohol-free toner with an advanced microemulsion formula that cleanses and moisturizes while ensuring that natural oils are restored. It gently removes dirt, makeup residue and excess sebum without stinging the eyes. Contains natural Saponaria cleanser and Witch Hazel (Hamamelis) astringent agent, as well as Chamomile. Leaves the skin cleansed, hydrated and with ideal pH levels.

### Directions for Use

Use a cotton pad to apply toner onto entire face and neck. Wipe to remove facial cleanser. Massage in gently until all dirt and makeup residue is removed.



## Gentle Cleansing Milk

[300 ml]

### Function

The oil-free Gentle Cleansing Milk delicately removes makeup residue, pollutants and accumulated dirt. A boost of glycolic acid effectively removes dead skin cells while the antioxidants and Vitamins A and E infuse skin with free radical fighting agents for a clean and glowing finish.

### Directions for Use

Rinse face with warm water. With fingertips gently massage in cleansing milk onto entire face and neck. Wipe off with Purifying Toner.





**CHRISTINA**  
It just works

# Silk

---







---

**CHRISTINA**  
It just works

# Silk

---



**Silk** luxurious anti-ageing treatment addresses the causes and symptoms of ageing skin by instantly filling in wrinkles, fine lines and improving skin elasticity. After only one pampering **Silk** treatment, customers are delighted to see and feel a silk-like, smooth complexion. They leave the salon elated, knowing they will be admired and complimented later on, at a social event, for looking their absolute best.

---

## The Problem

---

Wrinkles and expression lines are the first external signs of skin ageing. Many salon treatments address these symptoms, but leave the client's face red and irritated.

---

## Our Solution

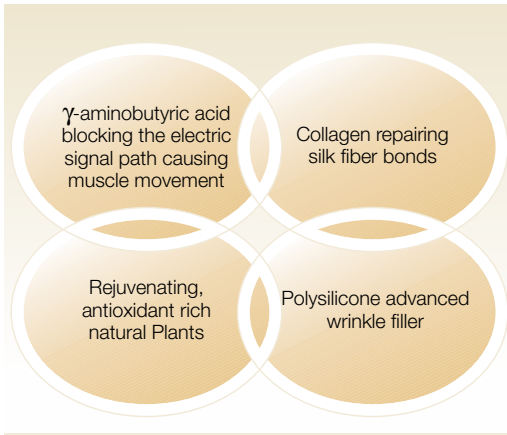
---

The **Silk** treatment can be performed before a special occasion for immediate visual effects, without irritation of sensitive, seborrheic or couperose skin. Gentle silk fibers and proteins penetrate into the skin and reinforce the natural collagen matrix for an absolutely flawless skin.

**Silk** scientifically advanced wrinkle-filling treatment features, among others, a polysilicone elastomer which creates the appearance of a naturally silky, smooth skin, while it simultaneously minimizes the internal causes of facial creases with its cutting-edge  $\gamma$ -aminobutyric acid. This acid gently blocks the electric signal transmissions path between the nerve ending and vacuoles to

minimize skin contortion and the formation of wrinkles from within.

After just one silk treatment, there is a guaranteed 80% decrease in the appearance of fine lines. When used together with **Silk** home care products, long-term wrinkle reduction is experienced.



### Silk treatment immediate benefits:

- Smoothes, firms and tightens skin for immediate, visible results
- Moisturizing formulas leave skin soft and glowing
- Infuses vitamins and rejuvenates tired skin
- Appropriate for sensitive, seborrheic and couperose skin
- Ideal for instant results when customers need to look their best
- 80% reduction in fine lines within 10 minutes
- Restores optimal pH levels without irritating

### Silk treatment long-term benefits:

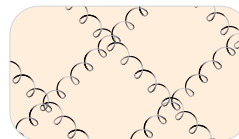
- Smoothes irregularities in fatty acids
- Promotes healthy cells growth
- 25% reduction in fine lines within 3 months
- Acts as a protective shield against oxidative stress
- Strengthens the connective tissue by increasing the formation of collagen-I

- Improves micro-circulation and strengthens collagen and elastin matrix


## The Science Behind Silk

Based on a combination of powerful active ingredients designed to achieve immediate results, **Silk** instantly lifts and firms the skin.

- Biological silk fibers are absorbed into the skin to repair and strengthen damaged collagen fibers. This action tightens, firms and lifts the skin. These natural fibers also improve the skin's ability to retain moisture and boost micro-circulation for a younger, healthier looking skin.
- γ-aminobutyric acid minimizes facial creasing by blocking the electric signal transmission pathways between the nerve endings and the vacuoles. Blocking the signal pathways reduces skin contortion and prevents the development of facial expression lines and the formation of wrinkles.
- Scientifically advanced wrinkle-filling serum - a polysilicone elastomer which fills in wrinkles and instantly leaves the skin silky smooth.



Older



Older with silk treatment



# In-Salon and Spa Treatment Overview

## Step 1 - Gentle Cleansing Cream

This Gentle Cleansing Cream removes surface impurities, leaving the skin clean and refreshed, without irritating or drying it.



## Step 2 - Soothing Exfoliator

The Soothing Exfoliator, enriched with natural Papaya Carica, anti-oxidants, flavonoids and firming tannins, gently removes the skin's outer layer while breaking down free radicals, without causing redness.



## Step 3 - Active Toner

The alcohol-free Active Toner completes the cleansing process. Contains alpha hydroxyl and natural soap extracts that remove any dull surface and pollutants still remaining below the surface, balancing pH levels and leaving the skin even-toned.



---

## Step 4 - Base Cream Mask

---

The Base Cream Mask increases blood circulation and maintains optimal skin surface temperature to enable maximum absorption of active ingredients. The leave-on mask prepares the skin for step 5 - optimal absorption of Silk Fibers.



---

## Step 5 - Silk Fiber and Silk Fiber Activator

---

The protein enriched Silk Fibers & Silk Fiber Activator create a supportive layer to instantly lift, smooth and strengthen the skin's natural structure, leaving it even-toned and younger looking. This luxurious treatment is the secret to Silk's instant pampering results.



---

## Step 6 - Multivitamin Drops

---

The antioxidant, rich Multivitamin Drops enhance the effect of the Silk Fibers by boosting the production of key enzymes and infusing the skin with essential nutrients that firm the ceramides layer and rejuvenate ageing skin. The drops prepare the skin for the Remodeling Mask.





---

## Step 7 - Remodeling Mask


The cool and calming Remodeling Mask is rich in natural antioxidants and plant enzymes. The form-fitting mask leaves a layer of elastic fibers that remodel skin texture, providing an immediate lifting effect that is both felt and seen.



---

## Step 8 - Silky Serum

The Silky Serum is a pampering treatment that provides the perfect finish for a smooth, flawless skin. It instantly fills in wrinkles while hydrating, improving blood flow and promoting healthy cell regeneration.







step 1



step 2



step 3



step 4



step 5



step 6



step 7



step 8



Gentle Cleansing Cream



Soothing Exfoliator



Active Toner



Base Cream Mask



Silk Fiber and  
Silk Fiber Activator



Multivitamin Drops



Remodeling Mask



Silky Serum

# In-Salon Treatment Protocol Overview



## Step 1 Gentle Cleansing Cream

[300 ml]

### Function

Removes superficial impurities without irritating or drying the skin.



## Step 2 Soothing Exfoliator

[250 ml]

### Function

Polishes away dull, lifeless skin for a smooth, radiant glow.



## Step 3 Active Toner

[300 ml]

### Function

An alpha hydroxyl facial toner deactivates the proteolytic exfoliating activity and completes the cleansing process.

### Directions for Use

Apply Gentle Cleansing Cream onto wet face and neck with soft, circular massaging movements. Add a bit of warm water to foam, if necessary. Remove with wet cloth and pat dry.

### Directions for Use

Mix 2 spoons of hot water with 1 spoon of powder to obtain a thick and creamy texture. Apply onto entire face, neck and décolleté with a brush, avoiding lips and eyes. Cover face with plastic wrap and place a warm towel on top to maintain heat and moisture. Depending on your preference, steam can also be used (no closer than 30 cm from the face). Leave on for 5-7 minutes. Remove towel and plastic wrap. Rub the mixture into skin for 1-2 minutes to maximize the absorption of the anti-oxidants, vitamins and minerals.

### Directions for Use

Gently apply Active Toner onto the entire face with a cotton pad, avoiding eye area. Perform extractions if necessary. Disinfect extraction area with additional Active Toner.



## Step 4 Base Cream Mask

[250 ml]

### Function

Increases blood circulation and maintains optimal skin surface temperature to enable maximum absorption of active ingredients. The leave-on mask prepares skin to absorb the Silk Fibers of Step 5.

### Directions for Use

Apply a thin layer of the Base Cream Mask on cleansed, exfoliated face and neck. Massage into skin, leaving a slightly visible film. Do not remove.



## Step 5a Silk Fibers

[150 ml]

### Function

This high-end treatment creates a supportive layer to instantly lift, smooth and strengthen the skin, leaving it even-toned and younger looking.

### Directions for Use

Use one full sheet of Silk Fiber per treatment. Break it into small pieces and apply them evenly on face, neck and décolleté, on top of Base Cream Mask.



## Step 5b Silk Fiber Activator

[300 ml]

### Function

Take 2 spoons of Silk Fiber Activator and apply with a brush on top of the Silk Fibers. Gently brush the silk fibers until they dissolve and are absorbed into the skin.

### Directions for Use

Take 2 spoons of Silk Fiber Activator and apply with a brush on top of the Silk Fibers. Gently brush the silk fibers until they dissolve and are absorbed into the skin.



## Step 6 Silk Multivitamin Drops

[150 ml]

### Function

Infuses the skin with essential vitamins and antioxidants.



## Step 7 Remodeling Mask

[500 ml]

### Function

Leaves a layer of elastic fibers that remodel skin texture, providing an immediate lifting effect that is both felt and seen.



## Step 8 Silky Serum

[100 ml]

### Function

A pampering treatment that provides the perfect finish for a smooth, flawless skin. It instantly fills in wrinkles while hydrating, improving blood flow and promoting healthy cell regeneration.

### Directions for Use

Immediately following and without rinsing off the Silk Fiber mask, massage into face and neck, until completely absorbed, several Multivitamin Drops. Apply slight pressure for optimal skin stimulation.

### Directions for Use

Combine 30 grams of the Remodeling Mask powder with 90 ml of water. Mix fast to obtain a thick, smooth blend. Apply a generous layer onto the entire face and a thinner layer onto the neck using a spatula. Let the mixture dry for 7-10 minutes and turn into a firm, elastic mask that models, supports and lifts the skin. Avoid any facial movement in order to enhance the wrinkle-smoothing properties of the mask. Peel gradually towards the nose in one smooth movement. Remove any remaining traces of the mask with a wet towel. Continue with Step 8.

### Directions for Use

After removing the Remodeling Mask, complete the Silk treatment by gently massaging Silky Serum into the skin with smooth, upward strokes.



## Absolutely Smooth

[30 ml]

### Function

The Absolutely Smooth pampering silky serum is a safe and effective alternative to injection treatments for fine lines and wrinkles, resulting in a flawless, silky, smooth skin.

### Directions for Use

Gently pat in Absolutely Smooth onto cleansed face, focusing on wrinkled areas. Apply whenever you have to look your absolute best over moisturizer, for immediate results. Apply at least twice weekly under moisturizer for long term wrinkle reduction. Following application, the skin will be perfectly smooth, allowing flawless makeup application.



## Upgrade Cream

[50 ml]

### Function

This innovative antioxidant-rich formula featuring silkworm lipids nourishes and moisturizes the skin. This unique formula infuses moisture while binding it to the skin for increased elasticity and suppleness. The skin will appear firmer, healthier, younger looking. Suitable for dry skin.

### Directions for Use

Apply a thin, uniform layer of Upgrade Cream onto the entire face. Do not rinse. Avoid contact with eyes.



## Uplift Cream

[50 ml]

### Function

This advanced, formula features silkworm lipids, a new generation of tightening agents and an antioxidant rich compound. It reduces moisture loss and results in a visibly tightening effect with a silky smooth finish within minutes of application. Suitable for all skin types.

### Directions for Use

Apply a thin, uniform layer of Uplift onto the entire face. Do not rinse. Avoid contact with eyes.



## Eyelift Cream

[30 ml]

### Function

Immediate eye-lift effect. Featuring an innovative combination of tightening agents and deep penetrating bio-peptides, this Eyelift cream minimizes fine lines, reduces dark circles and puffiness, and tightens the delicate eye contour to reveal a silky-smooth skin.

### Directions for Use

Apply a thin, uniform layer of Eyelift onto cleansed eye area, twice a day. Gently pat dry.



## My Silky Serum

[30 ml]

### Function

A pampering treatment for sagging skin, wrinkles and fine lines. This polysilicon- based formula with a combination of natural antioxidants and vitamins A & C triggers the production of collagen, improves elasticity, fills in wrinkles and promotes healthy cell regeneration for an age defying, smooth complexion.

### Directions for Use

Gently massage My Silky Serum into the entire face with smooth, upwards strokes.



## S.O.S Eye Serum

[10 ml]

### Function

A silky, rich serum for the instant and effective treatment of wrinkles and puffiness around the delicate eye area. Based on silkworm lipids, vitamin B complex and a potent plant blend that repairs ageing skin, the serum smoothes, firms and tightens the skin while moisturizing and lightening it.

### Directions for Use

Apply twice a day onto eye area. Follow with eye moisturizer.





## Clean Up

[120 ml]

### Function

Enriched with mild soap ingredients and natural moisturizers, Clean Up gently and effectively washes away superficial impurities while maintaining essential moisture from the inside out. The skin is left clean and refreshed, without irritation or dryness.

### Directions for Use

Apply Gentle Cleansing Cream on wet face and neck with smooth, circular massaging movements. If necessary, add warm water to foam. Wipe off with wet cloth and pat dry.



# FluorOxygen+C

---





---

**CHRISTINA**  
It just works

# FluorOxygen+C



FluorOxygen+C is a multidirectional treatment for skin hyper pigmentation and photo damage. It lightens visible epidermal layers while moderating melanin production in the deeper dermis, thus boosting skin rejuvenation. In combination with home care products, FluorOxygen+C provides long-term protection against biological and environmental factors that cause discoloration.

## The Problem

Prolonged exposures to sun, melasma, genetics, post acne damage and melanocyte hyperactivity are some of the factors that can have devastating effects on skin, among which are brown spots or patches.

## Our Solution

FluorOxygen+C uses a unique approach, simultaneously treating visible damage in the upper skin layers, and slowing the production of pigmentation at its source to put an end to discoloration.

FluorOxygen+C lightens skin, eliminates hyper pigmentation and blocks melanin synthesis to inhibit skin discoloration and stratum corneum damage.

Simultaneously, it provides effective anti-ageing properties. Blends of natural antioxidants and powerful extracts accelerate skin regeneration and stimulate epidermal

growth, increase elasticity and oxygen consumption leading to a healthy, younger appearance.

### FluorOxygen+C treatment immediate benefits

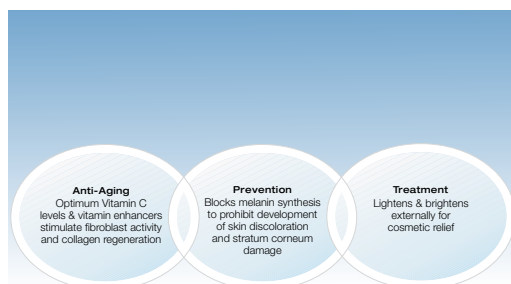
- Removes excessive sebum and dead cells
- Deeply cleanses the pores
- Stimulates fibroblasts
- Increases collagen and elastin synthesis
- Lightens and brightens skin
- Inhibits melanin production

### FluorOxygen+C treatment long-term benefits

- Anti-aging effects
- Increases oxygen consumption and moisture levels
- Rejuvenates skin

## The Science Behind FluorOxygen+C

FluorOxygen+C is built on a strong scientific foundation of multiple elements, treating and preventing the various causes of photo-damage and hyper pigmentation. Internally, FluorOxygen+C encourages simultaneous cell division resulting in a thick, even layer. Externally, FluorOxygen+C treats visible damage in the upper skin layers.



FluorOxygen+C removes melanin trapped in the outer skin layers. Next, an innovative blend of lightening agents penetrates the epidermal layers to diffuse existing melanin patches. Finally, lightening acids penetrate overactive melanocytes to decrease tyrosine activity and normalize melanin synthesis.

FluorOxygen+C impact is both external and internal, addressing discoloration throughout the various epidermal layers, by affecting four major factors:

- Melanocytes that produce the brown pigment melanin which determines skin color and screens the harmful UV sun rays
- Keratinocytes that produce keratin, a fibrous protective protein which is the main structural element of the epidermis
- Melanin that produces tyrosine in the basal cell layer to inhibit pigmentation at its core
- Langerhans cells that protect against infections



**CHRISTINA**  
It just works



---

# Indications & Contraindications

---

## Indications – diagnosis

Fluoroxxygen+C is an effective treatment for hyperpigmented, photo damaged skin, including:

- brown spots or patches on skin
- birth marks
- freckles
- wrinkles
- lack of skin volume
- dull, matte skin (a direct result of thicker stratum corneum)

These symptoms are most common in men and women over the age of 25. The treatment is suitable for all skin types.

## Contraindications

- Due to high levels of Vitamin C, customers may experience itchiness or a heating sensation when applying the products. We recommend mentioning this normal reaction before application.
- Skin may be more dry than usual due to the peeling effect of the Retinol and glycolic acid. Customers with thin or sensitive skin may experience stinging/heating sensations and redness following the treatment.
- If skin displays signs of irritation in Step 3 Fluoroxxygen+C Exfoliator, remove the Exfoliator using Fluoroxxygen+C pH Rebalancer and continue to Step 4: Pure Vitamin C+ Enzymes Powder and Activator.

## Customers should be aware of the following:

- Avoid sun exposure during Fluoroxxygen+C treatments.
- Do not receive waxing or laser treatments

for one week following a Fluoroxxygen+C in-salon treatment.

- Pregnant or breast-feeding women should not use products that include Retinol.
- Do not use together with Roaccutane acne medications.
- Do not use without medical permission if taking cortisone medications.





## Step 1 - Clarifying Scrub

The Clarifying Scrub, with its natural ingredients Quillaja Saponaria and Saponaria Officinalis combined with salicylic acid cleanses and removes dead skin cells without irritating or drying the skin, leaving it revitalized and ready to absorb the Balancing Toner.



## Step 2 - Balancing Toner

The Balancing Toner prepares the skin for peeling by decreasing pH levels (pH 4.0) and testing the skin's sensitivity to glycolic acid. The blend of natural lighteners and calming agents ensure skin is smooth and clean.



## Step 3 - Exfoliator

The innovative combination of alpha-hydroxy acids and melanin-balancing lightening agents, vitamins and natural plant extracts of the Exfoliator removes dull skin, promotes cellular regeneration and increased blood circulation. The Exfoliator boosts skin metabolism, stimulates collagen and elastin synthesis for enhanced elasticity and a youthful complexion.



---

### Step 3 - Forte Peel

---

This lightening and brightening peel contains a high percentage of active ingredients, assisting in the shedding of dead skin cells and revealing a fresher, clean look. Ingredients like Criste Marine (sea fennel) and citric acid exfoliate while reducing tyrosinase stimulation, minimizing the appearance of discoloration, fine lines, wrinkles, and scars. The peel purifies and cleans on the surface and in-depth, helping prevent further blemishes without causing irritation. Skin appears revitalized and brimming with moisture.



---

### Step 4 - Pure Vitamin C+ Enzymes Powder & Activator

---

Due to its unique powder form, this enzymatic blend retains a high concentration of Vitamin C (30%), ensuring its stability and activity for a long period of time. This formula maximizes the effects of vitamin C, increasing its ability to penetrate deep into the skin to lighten, firm and rejuvenate.



---

### Step 5 - pH Rebalancer

---

pH 8 neutralizes alpha-hydroxyl acids upon contact and moderates the skin's pH, while Witch Hazel tannins constrict and close pores. The alkaline pH Rebalancer calms erythema and irritation that can occur after exfoliation for a soft, supple, balanced skin.



---

## Step 6 - Isotonic Marine Mist

---

The Isotonic Marine Mist has the properties of magnesium from the Dead Sea to instantly hydrate and soothe the skin. The special Dead Sea mineral formula increases the skin's capacity to absorb other active, vital ingredients.



---

## Step 7 - Soothing and Bleaching Mask

---

The Soothing and Bleaching Mask replenishes the skin with vitamins and minerals, including magnesium and calcium. The moisturizing properties of the mask enhance the anti-ageing affect by lightening and rejuvenating the skin.



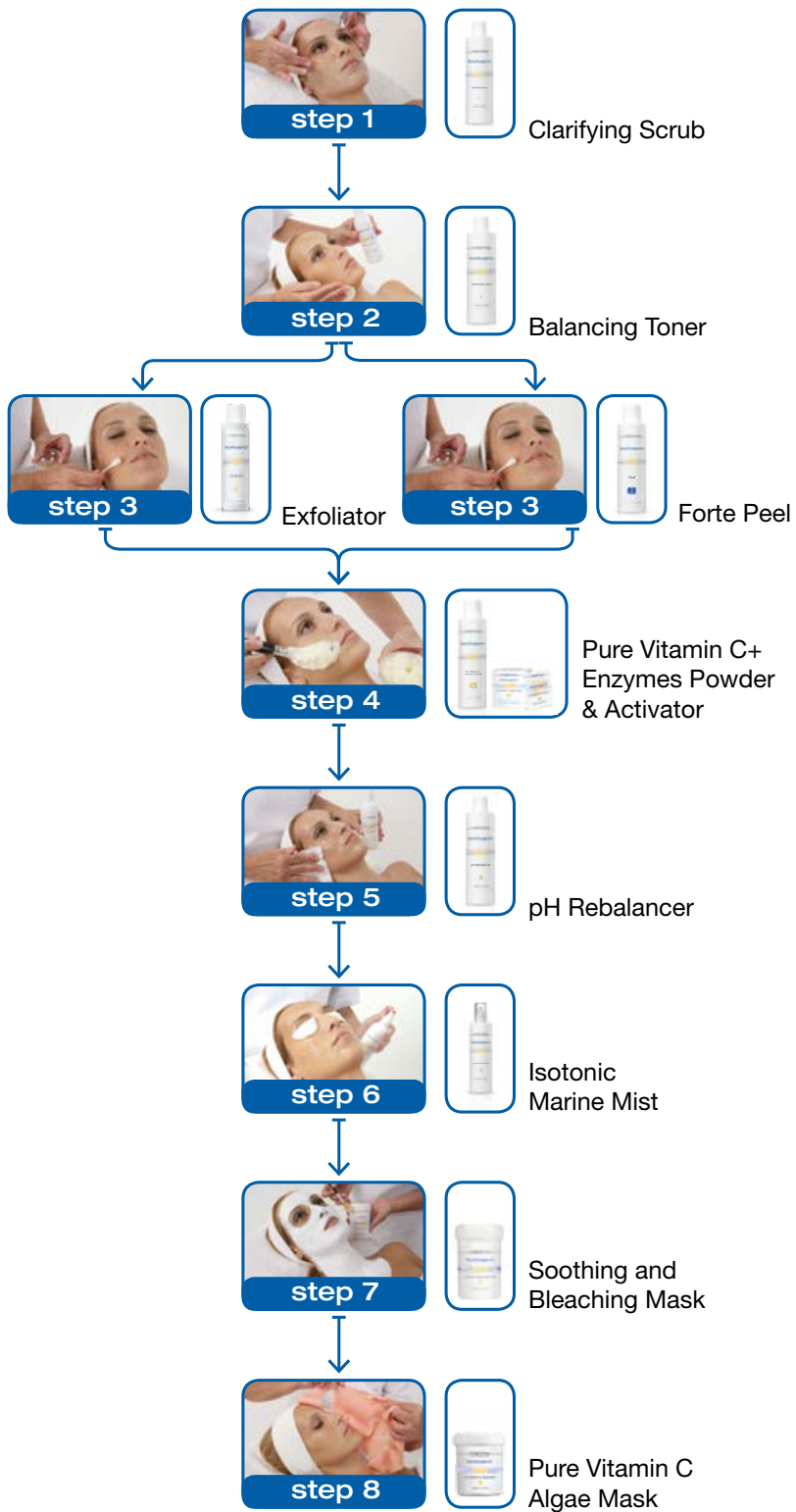
---

## Step 8 - Pure Vitamin C Algae Mask

---

The final step in the treatment, Pure Vitamin C Algae Mask, infuses the skin with high levels of vitamins C, PP and A to fight free radicals while stimulating collagen synthesis. The mask provides anti-ageing benefits by correcting and lightening hyper pigmentation, decreasing puffiness, moisturizing and smoothing texture.







## Step 1 Clarifying Scrub

[300 ml]

### Function

Deeply cleanses the pores, removing sebum and dead cells.

### Directions for Use

Massage in gently Clarifying Scrub and water for 2 minutes. Rinse off with lukewarm water. Pat dry.



## Step 2 Balancing Toner

[300 ml]

### Function

Gently lightens skin and leaves it smooth and glowingly clean, prepared for the peeling process.

### Directions for Use

Gently apply Balancing Toner onto the entire face and neck with a moistened cotton pad.



## Step 3 Exfoliator

[150 ml]

### Function

Exfoliates, stimulates fibroblasts and increases collagen and elastin synthesis while blocking melanin synthesis.

### Directions for Use

Using an applicator, apply a thin, uniform layer of FluorOxygen+C Exfoliator. Start from forehead downwards: cheeks, chin, nose, neck, and mouth contour. Leave on for 2-3 minutes. Do not rinse off.  
Note: If skin displays signs of irritation, remove with FluorOxygen+C pH Rebalancer and continue to Step 4.



### Step 3 Forte Peel

[150 ml]

#### Function

The Forte Peel exfoliates to reveal lighter, rejuvenated skin. It enhances skin uniformity and radiance, and reduces the visibility of discoloration.

#### Directions for Use

Using an applicator, apply a thin, uniform layer of FluorOxygen+C Forte Peel onto skin. Avoid contact with eye areas. Leave on for approximately 2-4 minutes, in accordance with the skin's response.

Rinse off with cold water and continue to Step 4A, Pure Vitamin C + Enzymes Powder.

Note: if the skin shows signs of irritation, remove the Peel with Step 5 FluorOxygen+C pH Rebalancer – a neutralizing and balancing tonic, and continue with Step 4 as usual.

\*The Forte Peel was developed to replace the Exfoliator when skin condition requires it.



### Step 4a Pure Vitamin C+ Enzymes Powder

[5 x 30 ml]

#### Function

Stimulates exfoliating action while lightening, toning and rejuvenating skin.

#### Directions for Use

Mix one sachet of enzyme powder with two spoonfuls of liquid activator into a mousse-like texture. Immediately apply onto face, neck and décolleté. Massage in for 1 minute and leave on for 4 more minutes. Remove with FluorOxygen+C pH Rebalancer.

Note: The high concentration of Vitamin C may cause a prickling or heating sensation which dissipates rather quickly.



### Step 4b Activator

[150 ml]





## Step 5 pH Rebalancer

[300 ml]

### Function

Calms erythema and irritation that can develop after exfoliation while neutralizing alpha- hydroxyl acids and Moderating pH levels.

### Directions for Use

At the end of the peeling treatment, soak a cotton pad with FluorOxygen+C pH Rebalancer and wipe skin to neutralize pH. Wipe off with a wet cloth.



## Step 6 Isotonic Marine Mist

[300 ml]

### Function

Hydrates, relaxes and calms skin.

### Directions for Use

Cover eyes with moist cotton pads and spray the Isotonic Marine Mist from a distance of 20cm, to ensure even coverage. May be used after shower or facial cleansing. May be stored in the refrigerator for a stronger cooling and calming effect.



## Step 7 Soothing and Bleaching Mask

[250 ml]

### Function

Rejuvenates and lightens skin

### Directions for Use

Apply a thin coat of Soothing and Bleaching Mask onto face, neck and décolleté. Leave on for 10 minutes and wipe off with a wet cloth.



## Step 8

### Pure Vitamin C Algae Mask

[500 ml]

#### Function

Optimal anti-ageing and  
hyperpigmentation correction

#### Directions for Use

Mix 30 grams of Pure Vitamin C Algae with 90 ml of water to obtain a thick texture.

Using a spatula, apply the mask generously onto the entire face and a thinner layer onto the neck. Allow the mixture to dry into a firm, elastic mask that models, supports and lifts the skin. Leave on for 7-10 minutes, until dry, avoiding facial movements to enhance the wrinkle-smoothing properties. To remove, peel off from the neck towards the nose in one smooth movement.





## LipoC-20 Day Serum

[30 ml]

### Function

The rejuvenating LipoC-20 Day Serum is a combination of powerful antioxidants and 20% pure vitamin C to ensure prolonged stability and activity. The LipoC-20 Day Serum formula of natural plant extracts, antioxidants and lightening ingredients improves skin function and provides excellent protection from free radicals.

### Directions for Use

Apply a thin, uniform layer of LipoC-20 Day Serum onto clean, dry skin. Gently massage in until completely absorbed. It is important to use IntenC SPF-40 Day Cream on top of the serum.  
Note: itchiness may occur as a natural reaction to high concentrations of vitamin C.



## VitaC- Clear Night Serum

[30 ml]

### Function

This serum combines lightening ingredients and plant extracts in a unique formula that allows targeting the basal layers in which melanin cells are stored. It inhibits synthesis of excess melanin, lightening spots and resulting in an even-toned complexion.

### Directions for Use

Apply a thin, uniform layer of VitaC-Clear Night Serum on cleansed, dry skin. Massage in until completely absorbed. Leave on overnight. Complete the treatment with Alpha C Night Cream.



## Alpha C Night Cream

[30 ml]

### Function

The powerful skin-bleaching and rejuvenating Alpha C Night Cream fights signs of ageing and pigmentation. Infused with active ingredients that stimulate blood flow and cell oxygenation, the cream boosts the formation of collagen and elastin, leaving the skin elastic and youthfully radiant.

### Directions for Use

Apply a thin, uniform layer on top of Alpha C Night Serum. Massage in until absorbed. Leave on overnight.  
Note: As a normal reaction to this powerful treatment, skin may be drier than usual due to the retinol and glycolic acid peeling effect. Customers with thinner and more sensitive skin may also experience a stinging/ heating sensation or reddening of the skin.  
It is recommended to apply gradually during the first month, according to skin sensitivity.



## VitaC-Light Botanical Lightner

[30 ml]

### Function

The VitaC-Light Botanical Lightener is a unique blend of natural plant extracts, amino acids and vitamins that moisturize and lighten skin while fighting free radicals and boosting collagen and elastin synthesis .

### Directions for Use

Apply a small amount onto cleansed skin once or twice a day. Recommended for use on the area around the eyes, in cases of hyper pigmentation. After the serum is completely absorbed, apply a sunscreen.



## EyeC Eye Cream SPF-15

[30 ml]

### Function

The EyeC Eye Cream is an anti-ageing formula especially designed to remove dark circles under the eyes, reduce puffiness and minimize expression lines, while protecting against further environmental damage.

### Directions for Use

Apply a small amount over eyelids and under eyes before exposure to sun. Pat in gently until absorbed.



## IntenC Day Cream SPF-40

[50 ml]

### Function

Protects hyper pigmented skin from additional sun damage and minimize the visible signs of ageing. This non-oily formula restores skin moisture, increases skin elasticity and leaves the skin nourished for a radiant and even-toned appearance.

### Directions for Use

Apply evenly onto face and neck before exposure to sun.



## Soothing & Lightening Mask

[75 ml]

### Function

The Soothing & Lightening Mask reduces skin discoloration by more than 40% with advanced, deep penetrating lightening and soothing ingredients. It instantly lightens skin tone and smoothes texture, while stimulating growth of healthy new cells. The skin appears even-toned and rejuvenated.

### Directions for Use

Apply an even layer onto skin. Leave on for 10-15 minutes. Rinse off with warm water and pat dry. Use once a week for optimal results.



## Clarifying Scrub

[75 ml]

### Function

The gentle Clarifying Scrub is enriched with Saponaria, Quillaja and salicylic acid to remove excess sebum and dead skin cells, thoroughly cleanse pores and remove makeup residue. Brimming with rejuvenating and lightening ingredients, the scrub stimulates blood circulation to promote cellular and collagen regeneration and to restore a youthful look.

### Directions for Use

Massage in gently Clarifying Scrub and water for 2 minutes. Rinse off with lukewarm water. Pat dry.



## Facial Wash

[300 ml]

### Function

Gentle yet effective, the Facial Wash removes dirt, makeup and impurities while promoting cell regeneration with its glycolic and lactic acid formula. Enriched with arctostaphylus uva-ursi extract and magnesium ascorbyl phosphate that suppress tyrosine activity and reduce melanin formation, it promotes a long lasting, lighter and even-toned complexion. Facial Wash primes the skin for optimal lightening during the treatment.

### Directions for Use

Rinse face with warm water. Massage Facial Wash gently onto entire face and neck. Rinse thoroughly with warm water. Follow with Balancing Toner.



## Balancing Toner

[300 ml]

### Function

Balancing Toner reduces and prevents uneven skin tone. This rich formula suppresses tyrosinase activity and reduces melanin formation while glycolic and lactic acids gently exfoliate skin and stimulate cellular regeneration. Balancing Toner boosts moisture levels and soothes, leaving skin hydrated and calm.

### Directions for Use

Gently apply Balancing Toner onto the entire face and neck with a moistened cotton pad.



## Cleansing Milk

[200 ml]

### Function

The Cleansing Milk is a gentle blend of antioxidants, with glycolic and lactic acids, arctostaphylos uva-ursi extract and magnesium ascorbyl phosphate which purify hyper pigmented skin, remove impurities and protect vulnerable skin from environmental and UV damage. This complex formula promotes cellular regeneration leaving skin clean, even toned and radiant.

### Directions for Use

Gently massage Cleansing Milk entire face and neck with circular motions. Remove with Balancing Toner.







## Day Ampoule

[5 x 2 ml]

### Function

These ampoules contain a complex of lightening actives with the unique advantage of decreasing tyrosinase activity in the early stages of the pigmentation process. Resveratrol, a natural antioxidant found in red wine, hinders melanin production at multiple points in the pigmentation process, and the innovative lightening peptide Oligopeptide-68 decreases tyrosinase and melanin synthesis, impeding the pigmentation process. The ampoules leave the skin noticeably lighter, with a youthful glow. They visibly brighten with immediate, long lasting results and anti-ageing benefits.

## Night Ampoule

[5 x 2 ml]

### Function

These powerful night ampoules brighten and lighten while preserving and protecting skin. Advanced brightening agents such as the remarkable O.D.A.white™ and Ascorbyl Tetraisopalmitate, a highly absorbent Vitamin C derivative, curb the activity of tyrosinase and reduce melanin synthesis. The unique combination of ingredients also provides UV protection, synthesizes and protects collagen, and acts as an effective anti-ageing agent.

The formula nourishes and protects the skin, reducing elastin and collagen degradation, and reinforcing the skin's hydrolipidic barrier. The ampoules successfully assist in counteracting pigmentation, while creating an anti-wrinkle & re-plumping effect, helping to prevent stretch marks and wrinkles and safeguarding skin elasticity and suppleness.

## Directions for Use

Snap ampoule open at neck. Apply to thoroughly cleansed skin on both face and neck, with circular massage motions until serum is completely absorbed. Follow up with a suitable cream. It is recommended that the treatment be used for a 5 day period, once every 3 months, i.e. once a season.

Note: We recommend using the remainder of the ampoule serum on the back of your hands.

\* It is important to use the whole product line in conjunction with the ampoules in order to ensure the best results, as the treatment plan is based on each product building off of and working in harmony with the others. Complement the use of FluorOxygen+C PotentC Ampoules with use of the other products for home care.

185

**CHRISTINA**  
It just works

# Rose de Mer

---





---

**CHRISTINA**  
It just works

# Rose de Mer

---



[Rose de Mer](#) is a 100% natural professional peel designed to leave skin looking young and healthy both on the outside and on the inside. Featuring an innovative combination of marine plants, minerals, salts, vitamins and algae, [Rose de Mer](#) peels and regenerates skin with minimal skin trauma. The [Rose de Mer](#) peeling solution leads to visible improvement in a variety of skin conditions, and is suitable for a wide range of skin types and ages.

---

## The Problem

Younger, healthy skin layers regenerate every 21 to 28 days. This process is delayed or halted as we age or if the skin is damaged. Excess skin layers block natural moisture production, trap bacteria and excess melanin, causing a range of dermatological complications.

Over the past decades, various peeling formulas have challenged cosmeticians, making it difficult to use them in a safe and controlled way, without undesirable side affects.

---

## Our Solution

Safe and scientifically tested, [Rose de Mer](#) achieves effective peeling results with out the most invasive chemical treatments.

[Rose de Mer](#) lifts the epidermis to promote easy shedding and removal of dead skin cells. The action of rubbing marine silicates onto

the skin micro-traumatizes it and prompts a natural rejuvenation process without any side effects. Unlike most chemical alternatives, [Rose de Mer](#) controls peeling depth. Following the peeling process, the moisture levels are replenished, collagen synthesis is renewed and overall epidermal structure is improved.

[Rose de Mer](#) prepares the skin for the optimal absorption of active ingredients. It can be used to compliment professional treatments that target specific skin conditions such as acne, acne damage, hyperpigmentation and ageing skin, causing them to work faster, more effectively and ensuring the results achieved are long lasting.

## Rose de Mer provides skin rejuvenation

- Creates a natural face lift appearance
- Diminishes wrinkles, fine lines and stretch marks
- Improves skin texture, elasticity and tone evenness
- Treats acne and moderates sebum levels
- Improves blood circulation and oxygenation
- Lightens hyperpigmentation and acne scarring
- Eliminates surface residues, including dead or damaged skin cells
- Brings skin to its optimal state for enhanced active ingredient penetration
- Prevents comedones from reappearing.
- Reverses photo damage, solar and senile keratoses

---

## The Science Behind Rose de Mer

---

[Rose de Mer](#) safely and effectively triggers a complete natural skin peel by mimicking the body's natural inflammation process. Any injury of the body goes through a series of

stages called calor (heat), dolor (pain) and rubor (redness) to stimulate healing. [Rose de Mer](#) artificially triggers these stages through a directed micro-trauma to all of the skin layers. As a result, blood flow to the area increases, the collagen matrix is repaired, and cell regeneration is initiated.

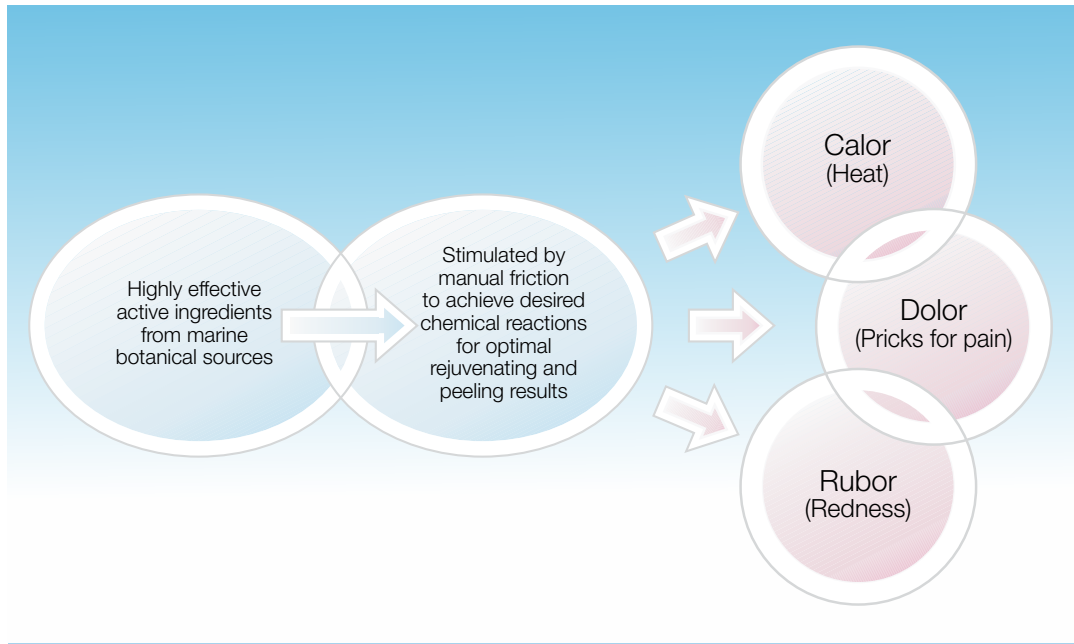
Using millions of miniature, marine botanicals, [Rose de Mer](#) naturally lifts the skin from the inside out. Coral silicates with powerful oligo proteins, sea salt and calcium enter cells to deliver minerals and nutrients. Vigorous manual massage micro-traumatizes the skin, stimulating blood flow and creating an intense sensation of heat.

Increased heat, blood and oxygen combined with the antioxidant formulas naturally regenerate collagen and elastin fibers for a natural repairing and lifting effect.

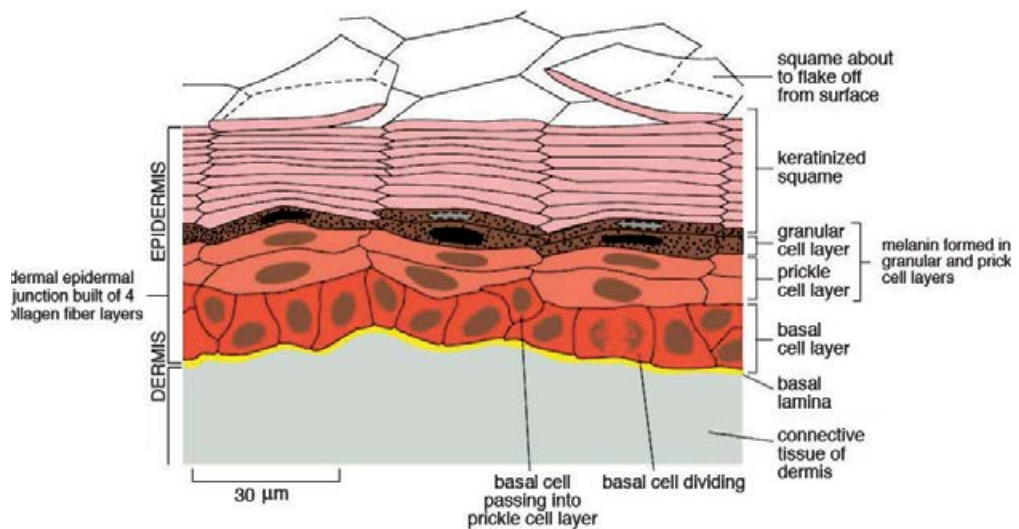


**CHRISTINA**  
It just works

[Rose de Mer](#) stimulates the traditional calor, dolor and rubor reactions to micro-traumatize skin on multiple layers and re-stimulate the production of collagen and elastin for optimal skin rejuvenation and healing.



[Rose de Mer's](#) botanicals and marine plants have been custom treated, dried and deep-frozen for long-term retention of active ingredients without preservatives.

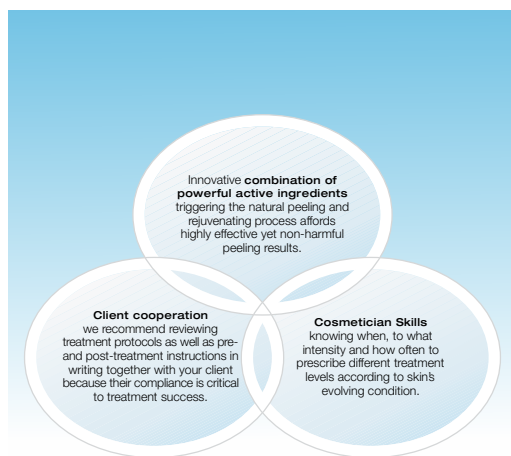




Featuring a unique powder produced from sweet water corals with special silica-dioxide “needles” to gently scrub and stimulate the skin, increasing blood circulation and providing uniform exfoliation. Advanced moisturizing ingredients derived from algae lock in moisture and coral silicates continue to work within the skin layers. Over the course of 3-5 days the upper skin layers completely dry and peel off. This gradual skin resurfacing allows the body to replenish the skin layers with new and healthy cells, gently removing blemishes and pigmentation, and filling in wrinkles.

## Guide for Effective & Safe Rose de Mer Results

Treatments are appropriate for use on any skin type and can be completed in just four days. Products can be used to target localized skin problems such as blemishes, surface dryness and damaged skin for immediate results or to enhance the efficacy of specialized anti-ageing, hyperpigmentation or acne treatments.



## Indications – diagnosis

- Rose de Mer is an effective peeling treatment for a wide range of skin conditions including:
- Ageing skin
- Hyperpigmentation
- Photo-ageing skin
- Sun damage
- Acne and acne scarring
- To enhance efficacy of specialized treatments

## Rose de Mer Professional Kit - Light

- First time Rose de Mer treatment gives cosmetician and customer an opportunity to assess reaction levels
- Minimal invasion – for infected or sensitive skin requiring a deep cleanse, but not a deep peel
- Milder skin conditions that require a light peeling
- Works together with the Comodex treatment
- Days before a deeper peeling treatment to bring skin to its clearest level before a deep peeling treatment
- Preventative rather than corrective treatments
- When other treatments do not achieve optimal results as expected, Rose de Mer clears blocked skin pores for better penetration of ingredients
- Post-dietary loss of elasticity and suppleness
- Dull skin from active or passive smoking
- Seborrhea
- Stress and over-tiredness
- Active acne

---

## Rose de Mer Professional Kit - Deep

---

- Sagging skin
- Thick, oily and rough skin
- Dry, lack luster skin
- Deteriorating skin texture due to ageing
- Deeper treatment (up to 8 minutes) is needed for:
  - deeply wrinkled skin
  - acne scarring
  - firming
- 5 minute treatment is needed for:
  - hyperpigmentation
  - sun damage
- Often used in conjunction with medical treatment programs to prepare patients for aggressive chemical peeling, or as a more gentle follow- up to maintain medical procedures benefits.

---

## Contraindications

---

### Note the following in-salon application warnings:

- Gently massage the areas where the skin is thinner or tight (i.e. over protruding cheek bones and between the neck and jaw lines).
- The rubbing intensity sets the depth of the peeling.

### When not to conduct peeling treatments:

- When the customer is being treated with Roaccutane pills
- When the customer is undergoing regular steroid treatment
- If he or she suffers from disparate diabetes
- In case of herpes breakouts, the customer should be referred to a

physician

- Prior to lengthy exposure to the sun
- In case of facial burns due to exposure to the sun or the use of certain products

The gradual skin shedding process of Rose de Mer will be completed within 4-5 days following an in-salon treatment. Excessive dryness may occur as a natural reaction.

Recommended treatments following Rose de Mer - for all skin types (other than acne):

Silk treatment boosts repairing processes while instantly and visibly improving elasticity and moisture.



## Step 1 - Savon Supreme

Savon Supreme is a deep cleaning antiseptic soap containing a unique combination of saponaria and quillaja extracts. It gently removes the hydro lipid layer, while alpha- hydroxyl glycolic acid balances the skin's pH level.




## Step 2 - Sea Herbal Deep Peel or Light Intensive Herbal Peel and Activator

The Sea Herbal Deep Peel and Activator contain microscopic coral silicates that cause bio-stimulation by penetrating skin cells to simultaneously peel and heal. Natural ingredients loosen dead cells to promote easy shedding and removal without trauma. The herbal peel improves skin texture, tone and evenness to minimize fine lines and increases collagen and cellular regeneration, while improving blood circulation and lymphatic drainage.

Suitable for a wide range of skin types and conditions including early and advanced ageing skin, sun damage and discoloration such as hyperpigmentation, deep acne scarring and post-acne conditions.

The Light Intensive Herbal Peel features a milder formula designed for sensitive and thinner skin, commonly used on neck and décolleté to treat hyperpigmentation, active acne, seborrhea.



---

### Step 3 - Soothing Mask

---

Following the deep peel, soothe and calm skin with the Soothing Mask. This scientifically advanced formula contracts pores to lock active ingredients into the skin layers for continued stimulation. It enables improved penetration of active ingredients into the skin. Absorbs excess oil, relieves irritation and cleanses the skin leading to a firmer, healthier look.



---

### Step 4 - Post Peeling Protective Gel

---

The Post Peeling Protective Gel creates a protective layer to shield vulnerable skin from environmental pollutants such as dirt and free radicals. In addition, this botanical-based gel further locks in active ingredients for a better peeling result, simultaneously lifting and firming the skin.



---

### Step 5 - Post Peeling Cover Cream

---

Infused with Shea butter, nutrients and essential fatty acids, the slightly tinted Post Peeling Cover Cream soothes the skin, enhancing the natural correcting process and cell elasticity while blocking the sun's harmful rays for post treatment protection.





step 1



Savon Supreme



step 2



Sea Herbal Deep Peel  
or Light Intensive  
Herbal Peel and  
Herbal Peel Activator



step 3



Soothing Mask



step 4



Post Peeling  
Protective Gel



step 5



Post Peeling  
Cover Cream

# In Salon Treatment Protocol Overview



## Step 1 **Savon Supreme**

[150 ml]

### Function

Deep, gentle skin cleansing and hydro lipid layer removal.

### Directions for Use

Dampen the face with warm water. Apply Savon Supreme onto face and neck in soft, round, massaging movements. Add warm water to foam. May apply steam while cleansing to soften and warm up skin. Rinse off and repeat procedure.





### Step 2a Sea Herbal Deep Peel

[150 ml]

### Step 2a Light Intensive Herbal Peel

[100 ml]

### Step 2b Herbal Peel Activator

[150 ml]

### Function

Improves texture, and even tone, while minimizing fine lines and stretch marks. Reverses sun damage and spots, Treats acne and skin conditions such as hyperpigmentation, enlarged pores and acne scarring.

### Directions for Use

Mix 1 teaspoon of Sea Herbal Deep Peel or Light Intensive Herbal Peel with 2 teaspoons of Herbal Peel Activator. Carefully apply an even layer onto skin and gently massage in. Do not scrub excessively cheek bones and jaw contour, where skin is often stretched and thinner. Massage for 4-7 minutes. Keep Peel and hands moist by adding additional Activator. Leave on for an additional 7-10 minutes. Apply a compress soaked in cold water mixed with Herbal Peel Activator. Keep the compress moist by occasionally adding more Herbal Peel Activator. It is recommended to rinse the peel under cool running water or with a wet towel using Savon Supreme. Dry the face with a soft compress and continue to step 3.



### Step 3 Soothing Mask

[250 ml]

#### Function

Absorbs excess oil, contracts the pores, and soothes the skin.



### Step 4 Post Peeling Protective Gel

[150 ml]

#### Function

Protects the skin from pollution, dirt and free radicals.



### Step 5 Post Peeling Cover Cream

[20 ml]

#### Function

Soothes the skin, enhances the natural correcting process and cell elasticity while blocking the sun's harmful rays for post treatment protection.

#### Directions for Use

After removing the Sea Herbal Deep Peel or Light Intensive Herbal Peel and drying the face, apply a uniform layer of Soothing Mask onto the skin and leave on to dry for 10 minutes. Once dry, apply a wet compress for 1 minute to soften the mask. Remove it by wiping off with the compress. Follow with the Post Peeling Protective Gel.

#### Directions for Use

Apply a small amount of Post Peeling Protective Gel onto dry skin with very gentle patting motions. Do not rinse off and do not let dry.

Note: The skin will be very tender and sensitive following the previous peels, so be gentle with this product application. This product might burn for 2-3 minutes. Continue immediately to step 5: Post Peeling Cover Cream.

#### Directions for Use

Apply a thin, even layer of Post Peeling Cover Cream onto the entire face with a damp makeup sponge.

# Post-Peeling Kit Protocol

To complement and enhance the efficacy of the **Rose de Mer** in-salon treatment, Christina developed a series of products recommended for home care follow up.

**Rose de Mer** home care products are an essential part of the treatment protocol. Since the skin peels days after the in-salon treatment, the Post-Peeling Kit intensifies, accelerates and maximizes the peeling result, and prevents unnecessary complications. The kit continues the drying and peeling process, while protecting vulnerable post-peel skin from external damage. It soothes irritation, and promotes new, fresh skin with noticeably improved texture and even tone.



## Clean & Gentle

[30 ml]

### Function

Designed to completely remove dull and damaged epidermal layers, Clean & Gentle is a mild cleansing formula that lightly polishes peeled skin. An essential element of the Rose de Mer treatment, Clean & Gentle balances pH for optimal post-peel cell regeneration, leaving a smooth, radiant and healthy complexion.

### Directions for Use

Dampen the face with warm water. Apply Clean & Gentle onto face and neck with round, massaging movements. Rinse off.



## Step 1 Dry Out

[30 ml]

### Function

The Dry Out non-blocking formula fortifies the peeling action while reducing irritation. With a combination of kojic acid, arbutin and vitamin A, Dry Out lightens hyperpigmentation and accelerates cell turnover, providing a healthy, youthful glow.

### Directions for Use

Use for two days immediately following the in- salon peel. Apply a thin layer onto peeled area every 2-3 hours. Allow to dry. Do not rinse.

Note: It is recommended to stop using this product as soon as the peeling process begins and to consult a skincare specialist before using the next products (2+3).



## Step 2 Calm & Hydrate

[30 ml]

### Function

Calm and Hydrate infuses the skin with hyaluronic acid, locking moisture in and maintaining optimal hydration levels. It prevents trans-epidermal water loss (TEWL), and mimics the skin's natural moisturizing factor (NMF). Featuring an innovative combination of botanicals and calming ingredients such as arnica, licorice, chamomile and allantoin, calm and hydrate delivers minerals and nutrients to boost suppleness, smoothness and overall health.

### Directions for Use

Apply a few drops onto cleansed skin 4-6 times daily and follow with Step 3: Smooth and Repair. To be used after the skin starts to peel and using Step 1: Dry Out is discontinued. This product is intended for simultaneous use with Smooth and Repair.



### Step 3 Smooth & Repair

[30 ml]

#### Function

Rich in free radical-fighting antioxidants and skin rejuvenators, Smooth and Repair utilizes the most advanced antiageing and photo-damage ingredients available to repair, refine and reenergize the skin. The innovative mixture of tretinoin, coenzyme Q-10 and vitamins A and E fight environmental pollutants, while lipoic acid and soybean oil revitalize the skin.

#### Directions for Use

Apply a few drops 4-6 times daily, immediately following Calm and Hydrate.



### Step 4 Peel & Renew

[60 ml]

#### Function

Peel and Renew concludes the at-home peeling process and regenerates the skin. Based on a unique blend of rejuvenating agents, shea butter and vitamins, Peel and Renew moisturizes skin, improves its elasticity and cell turnover and gently sheds dead cells to reveal a younger, firmer and healthier looking skin.

#### Directions for Use

Use following Steps 2 and 3 starting with the fourth day after peel, until the skin finishes displaying external signs of peeling (e.g. flaky skin). Apply gently onto clean, dry skin 4-5 times a day and lightly massage in for 2-4 minutes. Leave on for 30 minutes. Remove with Clean & Gentle. Repeat this procedure 4-5 times a day (every 2-3 hours).



### Peeling Soap

[55 ml]

#### Function

Peeling Soap uses natural exfoliating agents including millions of miniature coral silicates to lighten and renew skin. The silicates penetrate the cells to deliver minerals and nutrients, which cause the epidermal cells to separate from the lower dermal layer. This innovative formula opens comedones, balances sebum secretion and removes dead cells to treat acne, hyperpigmentation and ageing skin. Peeling Soap can be used to help assess skin sensitivity and receptiveness prior the Rose de Mer treatment.

#### Directions for Use

Soften soap prior to use by leaving it in lukewarm water for several minutes. Lather soap into fingertips and massage into treated skin areas for 1-2 minutes. Rinse off well.

NOTE: This soap may only be used prior to an in-salon peeling treatment, or at least 10 days after the peeling process is completed – including the post-peel skin flaking. Use of this soap may cause minor, temporary stinging sensations or redness.



**CHRISTINA**  
It just works

# Complementary Products









## Elastin Collagen

[60 | 100 | 250 ml]

### Function

Elastin Collagen is a powerful line of unique moisturizers for everyday use. These highly effective moisturizers are suitable for any skin type - dry, normal, oily, combination. The eight natural moisturizing agents incorporated in the advanced formula ensure long lasting hydration.



## Fresh

[300 ml]

### Function

The Fresh range of cleansers and toners remove stubborn dirt and makeup residues from deep inside the pores, keeping skin clean and fresh for hours. Adapted for normal, oily and dry skin, Fresh aromatic and therapeutic products trap dirt particles and lift them to the skin surface for easy removal, while deeply cleansing and refreshing the skin.



## Porcelain and Beauty Masks

[60 | 250 ml]

### Function

Nourishing and moisturizing various skin types, the masks firm and lighten the skin, resulting in a radiant, tightened and smoothed complexion.



## Line Repair Theraskin + HA Concentrate

[30 ml]

### Function

A non-comedogenic, oil-free concentrate suitable for all skin types. Infused with pure hyaluronic acid, it revitalizes the skin and slows down the ageing process by maintaining ideal moisture levels, firming and increasing elasticity while soothing the skin. Highly recommended for post peeling treatment.



## Bio Satin Serum

[30 ml]

### Function

A non-comedogenic, easily absorbed formula that provides a radiant silky texture, while regenerating skin cells, increasing blood circulation and preserving the skin's natural moisture without clogging or blocking the sebaceous glands.



## Beauty Globes

### Function

Unique glass globes designed to improve and enhance the in-salon treatment techniques. Can be cooled and kept cold for quite a while, so that when applied they can immediately reduce redness and puffiness, constricting pores and capillaries and relaxing tired eyes. The globes improve tonicity by tightening up tissues and building up collagen.